

PROMONTORY POST



Northern Utah Division

April 2026 - Volume 14 - Issue 4

In This Issue

Clinic Schedule	2	Rocky Mountain Region Convention	13
Event Highlights	4	PSR 2026 Convention	14
Thoughts from the Superintendent	5	Division Rolling Stock	15
The Big Boy is coming to Ogden	6	NMRA Membership Renewal	16
June Field Trip	8	The Club Car	16
Achievement Program	9	Division Officers and Volunteers	18
Division News	12	Meeting Information	19

**ALL ABOARD FOR
OUR NEXT EVENT!**



**Our next meeting will be
Saturday
April 18th, 2026
10:00 AM - Noon**

Clinic Schedule

You can always find links to our previous recorded live video clinics on our website.

Click the link below to go directly to the website.

<https://www.northernutahnmra.org/monthly-events/past-clinics/>



As your Division Clinic Coordinator, I'm looking for people to give clinics on a variety of topics for the modeling community. You don't have to be an expert, just knowledgeable enough to teach others what you've learned. Giving a clinic is a great way to serve the community, and you can earn points for the AP program in the Author or Volunteer categories. If you're interested in signing up, please contact me. Thanks and happy modeling!

Kevin Anderson MMR #752

Northern Utah Division Clinic Coordinator

801-842-7471

April
18th

10:00 AM - NOON

Presentation

The do's and don'ts of modern installation on brass with DCC

Presented by Jeremy Johnson

May
16th

CANCELED

There will be no meeting this month since it conflicts with the Rocky Mountain Region Convention in Rapid City, South Dakota. Please attend the convention!

June
20th

10:00 AM - ?

Explore the Tintic mining area

This will be hosted by Tintic Historical Society in Eureka and guided by mayor Nick Castleton. Bring your own lunch and drinks. See the article on page 5 for more information.

July
21st

10:00 AM - NOON

Presentation

So you want to do Operations?

Presented by Kevin Anderson MMR

Come learn about operations, then participate in a simulated operating session.

Clinic Schedule

August
15th

10:00 AM - NOON

Presentation

TBD

Presented by Someone Like You!

Looking for people to give clinics on a variety of topics for the modeling community.

September
19th

10:00 AM - NOON

Presentation

TBD

Presented by Someone Like You!

Looking for people to give clinics on a variety of topics for the modeling community.

October
17th

10:00 AM - NOON

Presentation

Photography for Backdrops

Presented by Mark Rindflesh

November
21st

10:00 AM - NOON

Presentation

TBD

Presented by Someone Like You!

Looking for people to give clinics on a variety of topics for the modeling community.



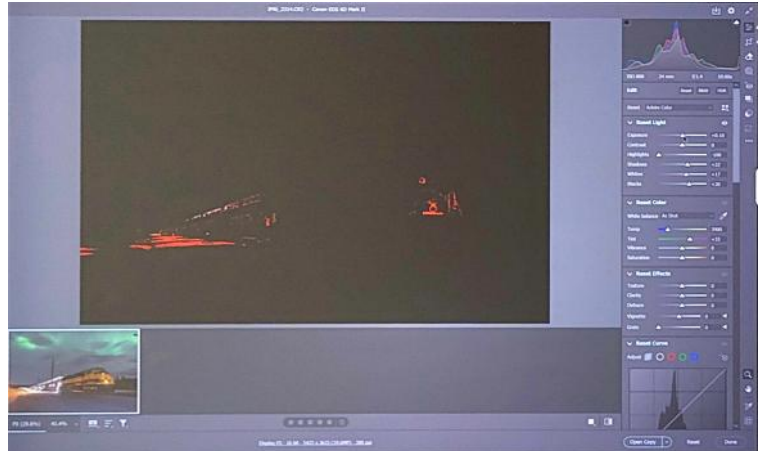
Event Highlights

Presentation

Railfanning the West

Presented by Aaron Pedersen

Aaron presented a very interesting clinic on how to be the best photographer you can be. He explained the various equipment he uses, including a portable scanner to keep track of where the trains are and multiple digital SLR cameras with lenses suited to different situations. Tripods and monopods are sometimes required to get just the right shot. He ended the presentation by demonstrating the software he uses to ensure the final photo is properly exposed and the colors are vibrant.



Train of Thoughts

There's so much more to this hobby than just "building trains in your basement!" If you build it modular you can take it out in public to share with others. While the Division does not have modules or a layout to display, most of us are in at least one other group. I encourage you to join a club or group in addition to being in the Division. Any additional opportunities to enjoy model railroading is great. I'm in several and enjoy fellowshipping with all. Any extra way to learn and have fun is a bonus! If you don't have the extra time I understand, we look forward to seeing you at the Division events.



Don't forget that next month we are not having our Division meeting so you can attend the Region Convention that looks like a lot of fun. June is when we have an offsite meeting, or field trip, and we are having a day out in the Tintic Mining District. This Saturday we are having our normal meeting and clinic and I look forward to seeing you so we can enjoy the journey together!

Jim Wanlass, MMR #585
Superintendent
Northern Utah Division of the NMRA
jamestowntrains@gmail.com



Train passing in front of my new backdrop.



4014 on display in Ogden this weekend!



The first leg of the tour started Sunday, March 29, with the Big Boy and several historical passenger cars from Union Pacific’s Heritage Fleet traveling west to California from Cheyenne, Wyoming, the steam locomotive’s homebase. The first leg of the tour ends Friday, April 24, in Cheyenne.





You can view the schedule for the tour here:

<https://www.up.com/about-us/history/steam/schedule>

You can track 4014 in real time here:

<https://www.up.com/about-us/history/steam/track>

Saturday, April 18

Ogden, UT

Ogden Union Station

Public Display

10:00 a.m. - 5:00 p.m. MDT

NO PUBLIC ACCESS outside of these hours

Sunday, April 19

Ogden, UT

Ogden Union Station

Public Display

11:00 a.m. - 3:00 p.m. MDT

NO PUBLIC ACCESS outside of these hours

Monday, April 20

Ogden, UT

Depart: 8:00 a.m. MDT

NO PUBLIC ACCESS




Notes from the O.T.&W.

The OT&W Model Railroad Club has been invited to explore the Tintic mining area Saturday, June 20th. We would like to invite the Northern Utah Division to participate in this adventure. It starts about 10 a.m. This will be hosted by Tintic Historical Society in Eureka and guided by mayor Nick Castleton. Bring your own lunch and drinks.

Also, on Thursday, May 21st at 7 p.m. both the mayor and the Tintic Historical Society President, Mike Alexander, will be conducting the monthly clinic at the OT&W meeting at the Hobby Stop, 537 N 1200 W, Orem. All are invited to attend.

In the photo below the road is the old track that goes under the trestle in photo on the right and the hills on either side is where the trestle crossed.






Achievement Program



I am continuing to make progress on my Bronx Terminal module that I am using to fulfill the requirements for Prototype Certificate. However, I want to look back at some of the past work I've done. In my mind I think the Prototype is the hardest because it involves elements of Scenery, Structures, Cars, Motive Power, Electrical and Civil. It wasn't until after I started working on my module did I realize, "Of course I could use it for the Prototype Certificate, I am modeling the prototype!" If I wanted to model something just to earn the certificate, I would not be doing this. But since I am doing this I will be using it to earn the certificate. I knew when I started that it would be a multi-year project. It's more like a little layout than a module. It can be self contained, running it as the prototype did. Bringing cars on and off the "layout" or the yard via car float. I have added a turnout and some track so that it can also be added into a Free-mo or Club layout. Thus enhancing the fun even more.

In order for the track to work the rails need to be powered (Civil and Electrical). I also decided to make the turnouts powered (and remote). I can add JMRI as an option but for now they are thrown using the throttle. The routing and cascading feature is really cool. I have programmed the yard tracks so I can type in one number and one or more turnouts are thrown to align the route. It looks a bit messy but I've labeled things and it works.



I recently added working crossing gates that work automatically as a train goes over the road crossing. Although not needed for the certificate because it's not part of the prototype, it's on the extra part of the module and I've always wanted to have that feature on a layout. It was really fun at the train show watching as trains went past and the arms came down and lights flashing. I could hear the bell but barely because of all the ambient noise. At home it was turned way down because my wife asked, from the other room, what that noise was when I was testing it.



The other thing I've been thinking about is the backdrop. In Free-mo backdrops are not used but our club layout does and I need it for the certificate. I have been saying I have transplanted it to San Francisco as if the Bronx Terminal built a division out west. I grew up in the Bay Area and like western railways. I made a backdrop with the Golden Gate Bridge because there was rail traffic across the bay on car floats. If however, I really want to use this for the Prototype Certificate I need to keep it back east, at least for a little while. In most of the overall pictures I have seen there is a lot of city showing that I felt I couldn't really make a good backdrop. When reviewing the photos I had collected, one caught my eye. I could take a tiny portion and enlarge and enhance it and it might just do what I had hoped. I really like how it turned out and might like it even more than the first one. Here it is as seen at the train show.

The black and white photo below, makes it look a lot like the original photo I used to make the backdrop. The biggest difference is the model of the building and trackwork I made. Now I need to finish the building to make the illusion even better. I made a deadline for myself for about four



years to complete. That might sound like a long time and it is. There are other things that take my time but with that goal it will help me to keep working on it. I have about a year and a half left and a little bit of pressure. I think I can make it. There are a lot of little things and a few larger to still finish. The biggest part is done, which is the trackwork and wiring, which I'm very happy about. I have started doing simple operations and it is fun. I hope to expand that as I have time. It has been fun to talk to people about it at shows and meetings. If you have questions about something you are working on let me know. You don't have to be working on your AP but you might be able to count it toward something. We can help each other so we can enjoy the journey together!

Jim Wanlass, MMR #585

AP Chairman

Northern Utah Division of the NMRA

jamestowntrains@gmail.com

UPCOMING TRAIN SHOWS



2026 Rocky Mountain Region Convention

May 13th & 16th

Best Western Ramkota

2111 N LaCross St, Rapid City, SD, 57701

<https://www.rmr-nmra.org/2026%20Convention/Home2026.html>



Open House and Train Show

May 29th & 30th

Stadler Rail US

5880 West 150 South, Salt Lake City, UT



2026 NMRA National Convention & National Train Show

July 27th - August 2nd

Chattanooga Convention Center

1 Carter St, Chattanooga, TN 37402

<https://www.nmra2026.org/>



Pacific Southwest Region 2026 Convention

Presented by: The San Diego Division

September 9th to 13th, 2026

DoubleTree by Hilton San Diego-Mission Valley

7450 Hazard Center Drive, San Diego, CA

<https://www.sandiegodivision.org/index.php/convention-2026>

Rocky Mtn. Region Convention

Rocky Mountain Region Convention in Rapid City, SD is fast approaching. May 13th thru 16th.

Registration is still open until the end of the month. To register go to:

<https://geoffreykcarter.regfox.com/2026-rozky-mountain-region-convention>

Ride the 1880 Train, a 2-6-6-2 articulated Mallet. Departs Hill City to Keystone for lunch and back.

Includes a Yard Tour at Hill City, plus evening clinics and social.

**Rapid City, SD
13-16 May 2026**



**Primary Registration: \$75
Late Registration Starts April 1 (\$90)**



**All Registrants prior to April 1st
Entered in Drawing for Cab Ride**



**Best Western Ramkota Convention Center
Rooms only \$107/night
your Convention HQ**



See the 4 Heads!

**Check out our new website and click on
our Convention site for all the activities!**

[More Convention Information](#)

[RMR website](#)





PSR 2026 Convention

Presented by: The San Diego Division
September 9th to 13th, 2026

Convention Highlights

Events

- Welcome Reception at the famous San Diego Model Railroad Museum
- Hobo Auction – Swap Meet – Operations - Modular RRs - Contests – Bingo for
- Trains Membership Meeting - Awards Banquet – and more!

Prototype Tours

- *Working on New and Favorite Proto Tours*
- Pasha Car Transloading/Trolley Shops Pacific Southwest Railway Museum and more!

Clinics

- Lots of great clinics – New Topics – Hands on – Modeling with the Masters
- Special Guests via Zoom

Layout Tours

- See spectacular home & club layouts

Hotel

Stay at the beautiful Double Tree by Hilton San Diego Mission Valley Located in Mission Valley at the Junction of Highway 163 and Interstate 8 Next to the Trolley line, and close to restaurants and shopping

Visit our website at

<https://www.sandiegodivision.org/index.php/convention-2026>

FOR SALE!



Add this superb, one of a kind, historical box car to your collection. The Northern Utah Division of the NMRA is selling an HO scale Bamberger Rail Road box cars kits, manufactured by Accurail. The cars feature a build date of 8/48.

You can get your very own historical box car before this limited edition is sold out.



Originally intended to be the convention cars for the 2019 NMRA convention in Salt Lake City, supply chain issues prevented the cars from arriving on time. Offered in six road numbers, the cars have metal wheelsets and Kadee couplers. You can get your very own historical tank car before this limited edition is sold out.

The price is \$45 each with free shipping, or \$40.00 if you pick them up either at the event or at Geoff Carter's home. Contact Geoff at

gkc450219@gmail.com



DECEMBER NEWS column

Model Railroad Hobbyist | December 2024

RICHARD BALE AND JEFF SHULTZ
REPORT THE LATEST HOBBY INDUSTRY NEWS ...

CLUB NEWS

The Northern Utah Division of the NMRA is selling a series of HO scale Utah Oil Company (UTOCO) tank cars manufactured by InterMountain Railway. Featuring a build date of 8/45 and a test date of 9/28/51, the cars are offered in six road numbers and are equipped with metal wheelsets and Kadee couplers.
Info: www.northernutahnmra.org/club-car



All Aboard!



NMRA

Just a reminder for everyone to check their expiration date on membership NMRA cards. Please don't let them lapse! You should receive a membership renewal form in the mail months before your expiration. If you can't find it or didn't get it, you can always go on-line and renew there. Below is the link to NMRA website page.

<https://nmra.org/membership-application-and-renewal>

Also check NMRA home page for membership discounts through the NMRA Partnership Program. You can get discounts at over 30 vendors including Micro-Mart, Green Frog Productions, MinuteMan Scale Models, Motrak Models, MRC (Model Rectifier Corporation) and many others.

The discounts could add up to what a years membership costs!

<https://nmra.org/partnerships>



The Club Car

The Northern Utah Division is home to many outstanding modeling clubs, in every scale from Z to Live Steam. You are sure to find at least one of them that will meet your needs, so drop them a line and join the fun!

Contact information is the most recent we have on file. If you have a railroad modeling club in the state of Utah, we would be happy to include your information here. Just send us the name of your club, the scales you support in your club, and how prospective members may contact your club.

Color Country Model Railroad Club - This multi-scale club is located in the Southern Utah Division in St. George, Utah. Contact Dave Merrill by email at: professordavemerrill@gmail.com. Visit their website at <http://colorcountrytrains.org/sud/>

Color Country T-Trak Club - This N Scale club, located in the Southern Utah Division in St. George, Utah, uses the T-Trak modular system. Contact the club by email at: ColorCountryTTrak@gmail.com. Visit their website at <http://www.ccttc.info>

Golden Spike American Flyer Train Club - This S scale club meets the third Friday of each month at various club member homes. Their newsletter contains the time and place. Call Jim Buckley by phone at: (801) 252-1921 or by email at: jamesbuckley7@comcast.com. Visit their website at <http://www.gsafrc.com/about.htm>

Golden Spike Train Club of Utah - (HO scale) now at the Trolley Square History Museum. We are NE of the Old Spaghetti Factory, next to the Desert Edge Pub. The children's play area is in front of the museum. In addition to the layout, rides are given on a kiddie train. Contact Jon Thomas, Treasurer at Thomas.JT@Yahoo.com for more information. Out of the area memberships are available. Visit their website at <http://www.goldenspiketrainclubutah.org/home.html>

Great Basin Lego Train Club - Adult fans of LEGO. Meeting times and club info is posted on their website. Contact Reed Cowan by email at: gbltc@aol.com. Visit their website at <http://greatbasinlrc.utahlug.org/>

Hostlers Model Railroad Club - This Multi-scale club, including live steam, meets the 3rd Wednesday of every month at Ogden's historic Union Station. Contact Mike Murphy by USPS mail at: 752 W 4375 South, Riverdale, UT 84405 or by phone at: (801) 394-4952. Visit their website at <http://hostlers.org>

O Scale Guys - An O and On3 scale club. Contact Steve Strebel by phone at: (801) 973-0367.

Ophir, Tintic and Western - This club models in HO and N and meets at the 3rd Thursday of each month at 7pm at the Hobby Stop in Orem (537 N 1200 W, Orem). For more information contact HO-VP Mike Lambert, mlambert54@comcast.net 303-919-4703 - N-VP Chris Cox, coxcl1@gmail.com 801-897-2269. Visit their website at <http://www.otwtrainclub.com/>

Railway & Locomotive Historical Society (Golden Spike Chapter) - An historically oriented group of researchers and preservationists, the Golden Spike chapter of the R&LHS meets every second Tuesday at noon at Two Bit Street Cafe on 25th Street in Ogden and is presently in the midst of the restoration of the D&RGW #223. Visit their website at <http://www.save223.org>

South Weber Model Railroad Club - This 1-1/2" club runs trains every 3rd Saturday & Sunday at South Weber Canyon Meadows Park. I-84 exit #85, two blocks south, two blocks east. Visit their website at <http://southweberrr.webs.com/>

Utah Free-MO - A travelling HO Modular group conforming to the Free-MO standard. Contact Mike Nelson by email at: i_m_loco@hotmail.com

Utah Free-moN - We subscribe to the N scale Free Mo standards. You can find us on Facebook at Utah Free-moN.

Utah Garden Railway Society - A "G scale" group dedicated to the art of Garden Railways. Contact Lynn Stringham, President (UGRS) by USPS mail at: 4464 S 4100 West, West Haven, UT 84401

Utah Large Scale Society - A G scale group that meets in various member's homes. Contact Stan White by phone at: (801) 546-4085 or by USPS mail at: 920 N 1550 East, Layton, UT 84040

Utah Live Steamers - Our railroad is at Shay Park, 400 West Aspen Hills Blvd, Saratoga Springs, UT which encompasses 12 acres. The key feature is the abandoned railroad grade of the Salt Lake & Western Railroad. Our track gauge is 7.5" and we have a new, beautiful 1.6" scale locomotive to pull twice as many cars as before. Rides are 1st and 3rd Saturday of the Summer months. Contact Mike at utahlivesteamers@gmail.com or watch Facebook for event listings. <https://www.facebook.com/cmry260/>

Utah Train Collectors Association - Primarily 3-rail O gauge, though other scales are represented. Promotes model railroading in Northern Utah. Meets the last Thursday of each month. Contact Kent Silver (Club President) by email at: webmaster@utahtca.com. Visit their website at <http://utahtca.com/default.htm>

Wasatch N Scale Model Railroad Club - For contact info visit their website at wasatchnscale.org



Division Brass Hats

Northern Utah Division Officers

Superintendent.....Jim Wanlass
Assistant Superintendent Mike Dean
Treasurer.....Gerald Bregg
Director-at-Large.....Doug Jolley
Director-at-Large.....Geoff Carter
Director-at-Large.....Cameron Lafluer
Director-at-Large.....Bob Connolly

Committee Positions

Social Media Chairman.....Cameron Lafluer
Convention Chairman.....Mike Dean/Geoff Carter
Achievement Program..... Jim Wanlass
Clinic CoordinatorKevin Anderson
Layout ToursBob Connolly
Division Librarian:.....Robert Arnesen
Secretary:Carolyn Chase
Newsletter Editor:Rick Luther
Membership Chair Person..... Lowell Didas
Pizza Box ChairmanBlaine Holbrook



Website:

www.northernutahnmra.org/

Facebook:

www.facebook.com/groups/nutahnmra/



Website:

www.nmra.org

Facebook:

www.facebook.com/NMRA.org

NMRA Online sites



<https://nmra.zinioapps.com/shop>



<https://x.com/nmraonline>



https://www.instagram.com/nmra_online/



<https://www.youtube.com/c/NMRAORGMModelRailroading>



<https://www.pinterest.com/nationalnmra/>

Meeting Information

Utah's center for model railroading excellence!

Join us every third Saturday at the

Stadler US Inc.

5880 W 150 S, Salt Lake City, UT 84104

from 10:00 AM to Noon

