



August 2025 - Volume 13- Issue 8

In This Issue

Clinic Schedule.....	3	Division News.....	14
NMRA Interchange	5	Division Rolling Stock	15
Event Highlights	9	NMRA Membership Renewal	16
Thoughts from the Superintendent	10	The Club Car	16
Achievement Program	11	Division Officers and Volunteers	18
2025 Intermountain Train Expo	13	Meeting Information	19

ALL ABOARD FOR THE NEW EVENT LOCATION!

We are meeting at the Stadler US cafeteria going forward. See the map inside for directions.



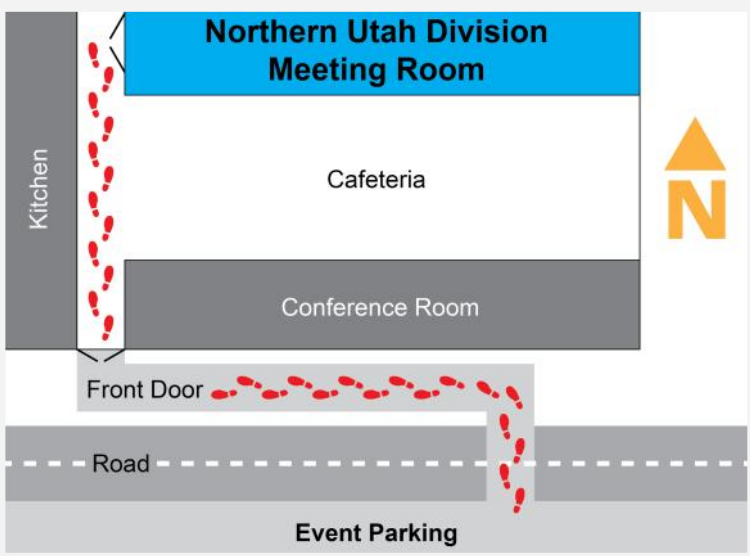

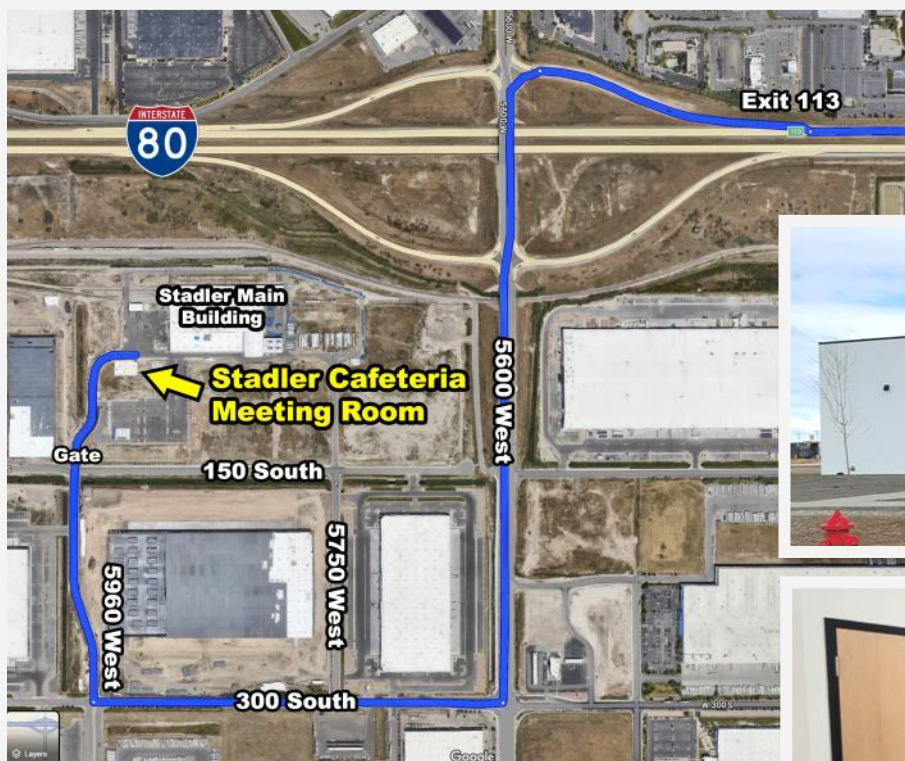
**Our next meeting will be
Saturday
August 16th, 2025
10:00 AM - Noon**

NEW MEETING INFORMATION

Our monthly meetings will be in Stadler's cafeteria which is a building off the main building. They are closed on Saturdays but arrangements for the gate to be open to allow us to meet there.

Stadler US Inc.

5880 W 150 S, Salt Lake City, UT 84104



CLINIC SCHEDULE

You can always find links to our previous recorded live video clinics on our website.

Click the link below to go directly to the website.

<https://www.northernutahnmra.org/monthly-events/past-clinics/>



As your Division Clinic Coordinator, I'm looking for people to give clinics on a variety of topics for the modeling community. You don't have to be an expert, just knowledgeable enough to teach others what you've learned. Giving a clinic is a great way to serve the community, and you can earn points for the AP program in the **Author** or **Volunteer** categories. If you're interested in signing up, please contact me. Thanks and happy modeling!

Kevin Anderson MMR #752

Northern Utah Division Clinic Coordinator

801-842-7471

SPECIAL NOTICE ABOUT CLINICS!

Starting in August, we will be streaming the clinics live for those who cannot make the meeting each month on the NMRA discord server under the Rocky Mountain Region Voice channel. It works similar to zoom. Read Cameron's article on page 5 for all the details. Come join us!

August

16th

10:00 AM - NOON

Presentation

Pizza box

Presented by: Blaine Holbrook

How did we come to develop the program?. How does it work? After Pizza Box, is there anything for them? How do we get new folks to join the hobby? These questions and more will be examined in this clinic as well as the future of the hobby.

September

20th

10:00 AM - NOON

Presentation

The strange and unusual I saw on 34 years on the railroad.

Presented by Warren Johnson

Warren Johnson is a retired Union Pacific Employee, This clinic consists of a slide show presentation of over 300 photos taken throughout his career detailing the different and unusual things that he saw.



CLINIC SCHEDULE

October

18th


10:00 AM - NOON

Presentation

Layout planning and design

Presented by Steven Moore

Things to consider when thinking about designing a new model railroad, with plenty of DO's and DONTs, plus suggested reading material.



November

15th

10:00 AM - NOON

Presentation

Scratchbuilding: Tools, Tips, and Techniques

Presented by Doug Jolley

I will just be exploring the various tools, tips. and techniques I've learned



December

20th

10:00 AM - NOON

Special Event


Division Christmas Party

Presented by The Board of Directors

Inglenooks and Timesavers

Presented by Jim Wanlass MMR

A brief background about these train puzzles will be given then time to try them out yourself. We have a number of them made by different members of the Division that will be there for you to test your switching skills.



January

17th

10:00 AM - NOON

Presentation

The Aldey & Stillate

Presented by Paul Dishman

A Tour and History Up To This Very Minute



February

21st


10:00 AM - NOON

Presentation

Wet Palettes For Model Railroad Painters

Presented by Mike Dean

This is a hands on session in which everyone will make a DIY wet palette and do a little painting.



March

21st

10:00 AM - NOON

Presentation

So you want to do Operations?

Presented by Kevin Anderson MMR

Come learn about operations, then participate in a simulated operating session.



As there are some remote members of the Division and since we have the means to attempt and see if it works we are going to try and 'stream' our Division Meetings. In order to do this we are going to utilize the NMRA Interchange. The NMRA started to use Discord, which is a messaging system, as a way to bring members worldwide together two years ago. While it takes a little bit more than just clicking on a link like Zoom or other similar programs there really is much more to it than just doing a virtual meeting. In order to get into the Interchange there are a few steps which can be confusing but if you follow them it isn't too difficult. When the Interchange was first introduced I did an NMRAx clinic on how to join which can be found here:

<https://www.youtube.com/watch?v=s11gY7olCfg>

I'm also going to go through the steps here but I know some like to have the audio element to it as well. You are able to install discord on your smartphone or on your computer. I'm going to go through the steps to join on a computer and then its just a simple sign in on the smartphone.

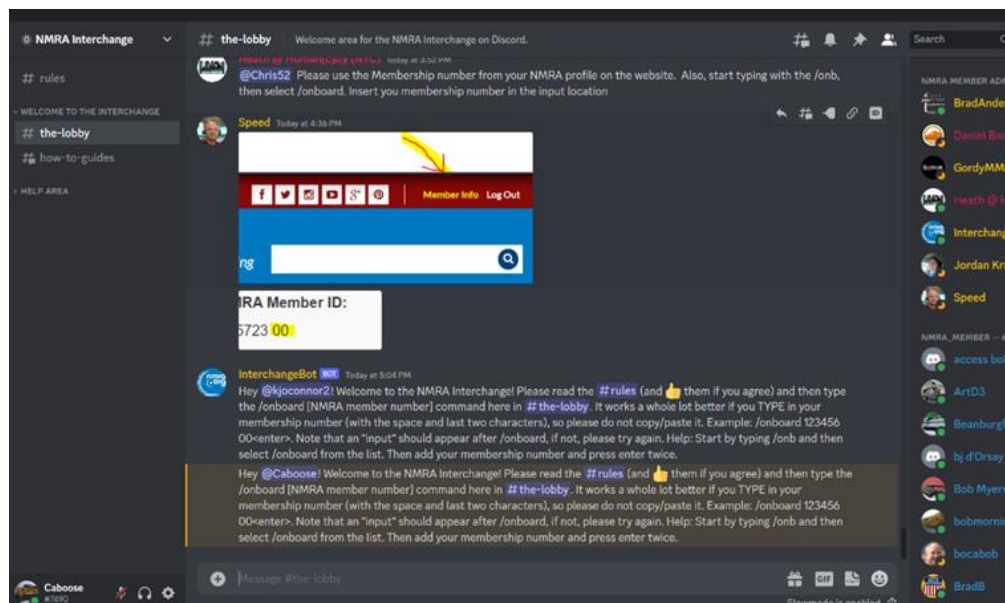
The first thing that you are going to need to do is to make sure you know your NMRA site log in information, or recover it once you click on this link: [NMRA Interchange | National Model Railroad Association](#) At the bottom of that page is a link that starts with discord.gg click on that and you will be taken to Discords website. You also will need to know your NMRA number as well.

Interchange Server Invite:

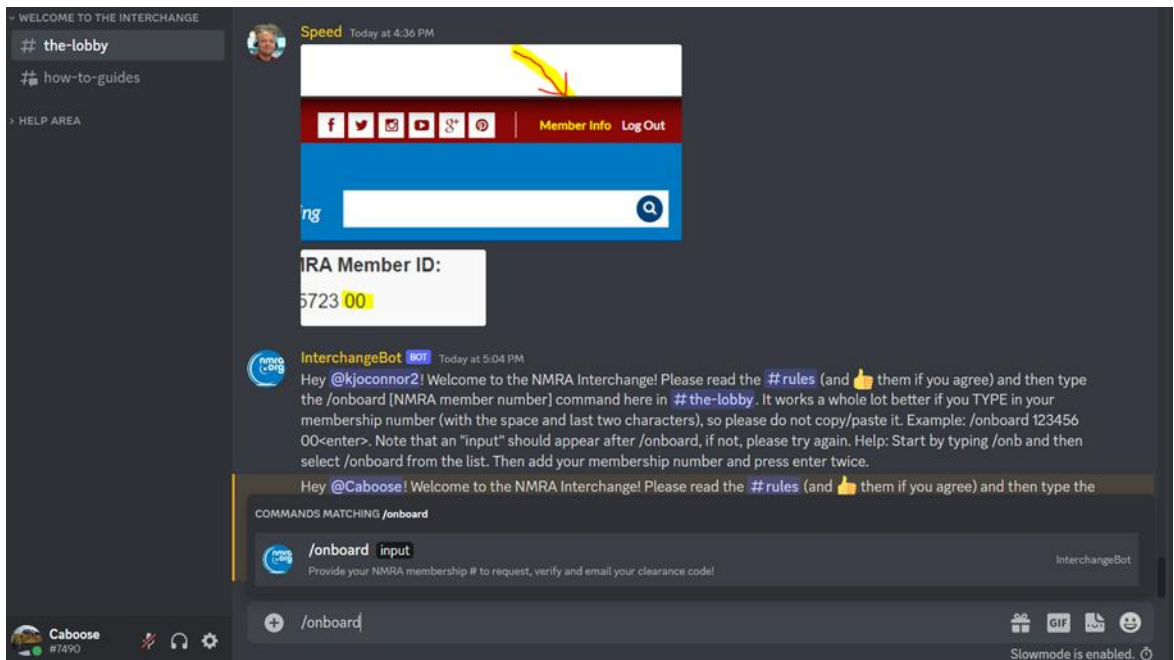
The invite link is for **NMRA members only**, who have an email address on file at NMRA Headquarters, so please do not share the link, encourage them to come get it here. This will reduce the amount of work on the Discord team to help people.

<https://discord.gg/> 

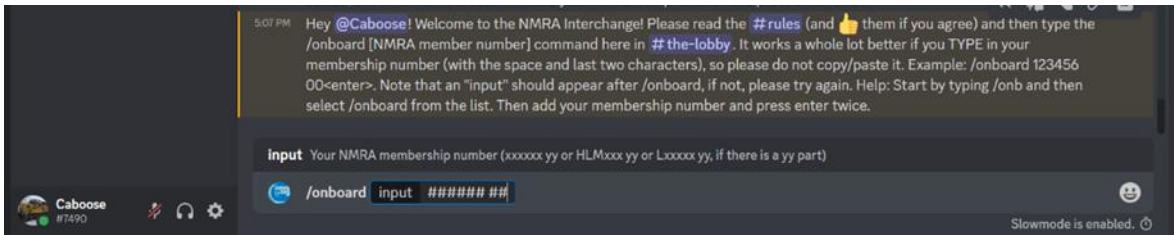
At this point you can continue to use Discord as a webpage or you can download the program and install it onto your computer. You will need to create a Discord account. This will be separate from your NMRA account. Yes I know this seems tedious but Discord is not anything owned by the NMRA we are just utilizing it. Make sure your display name includes your name as well. Once you are done with that you will see something like this page on Discord:



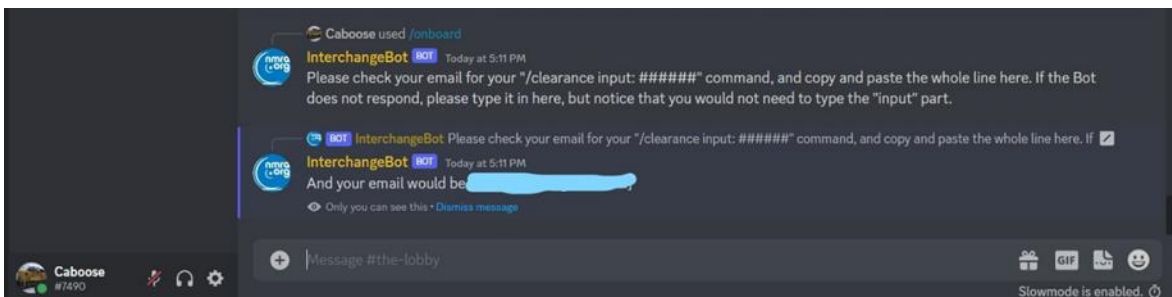
Now we tried to make this as painless as possible so that people could get on quickly and without hassle. But if you are unfamiliar with how to do this it can cause headaches if you don't follow the instructions. In the text box in the center at the bottom of the page you will need to type in /onboard Just like that including the / it will provide a pop up just above the text as seen below with the NMRA logo next to the text. This is utilizing a bot that we've programmed to look up your NMRA info.



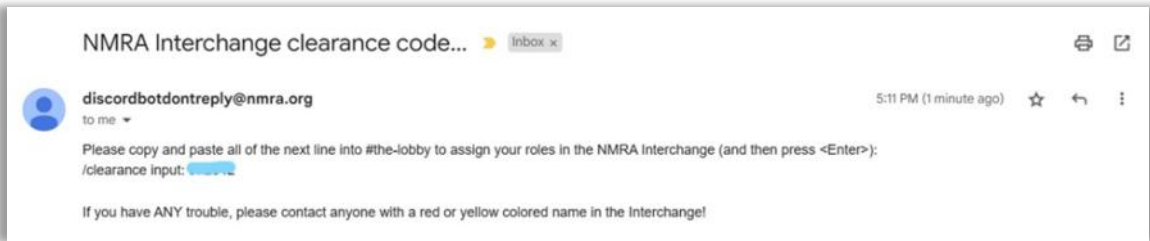
You will click on that and you will then get another box that you will need to put your NMRA number into that. As seen below.



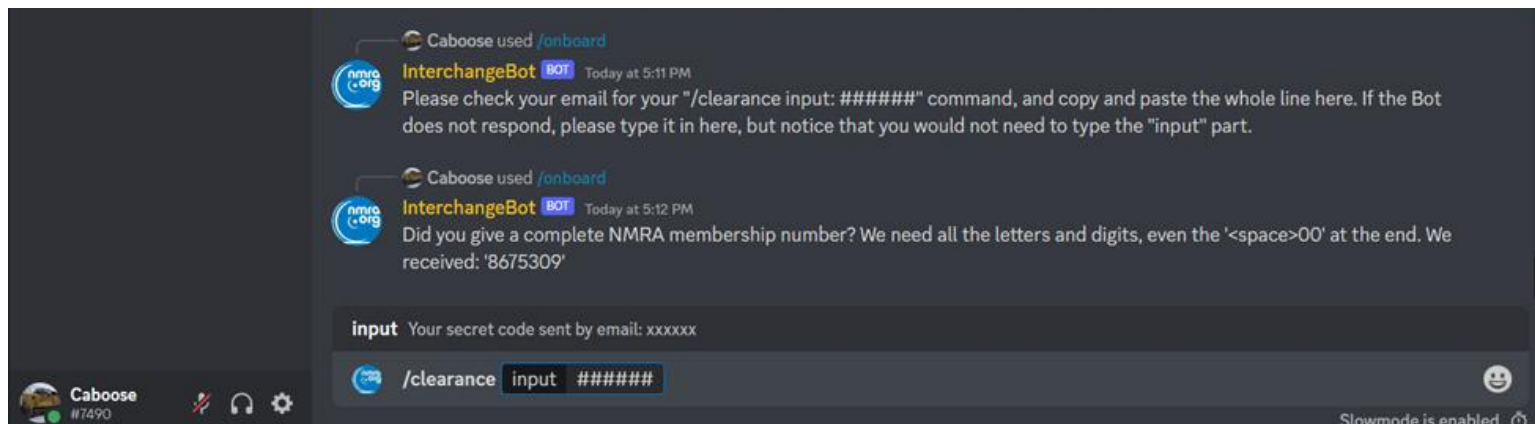
If you did it correctly you will see the message below, and have an email with the subject NMRA Interchange clearance code. You'll need to go to your email now.



The email looks like this but a number will be shown instead of a blue line:

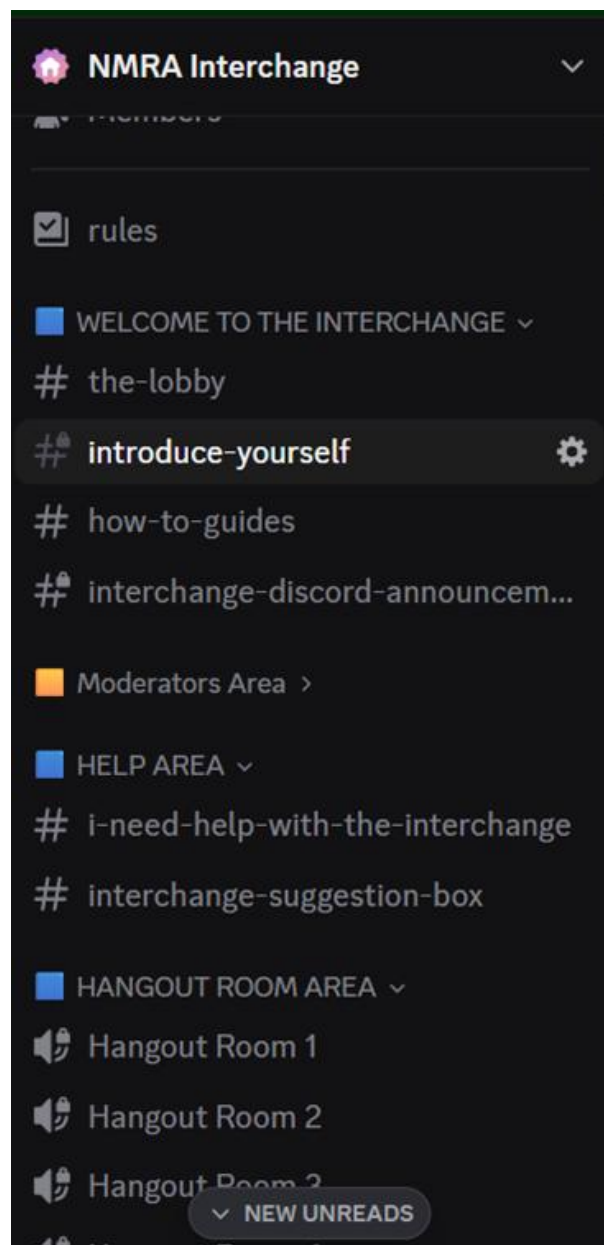
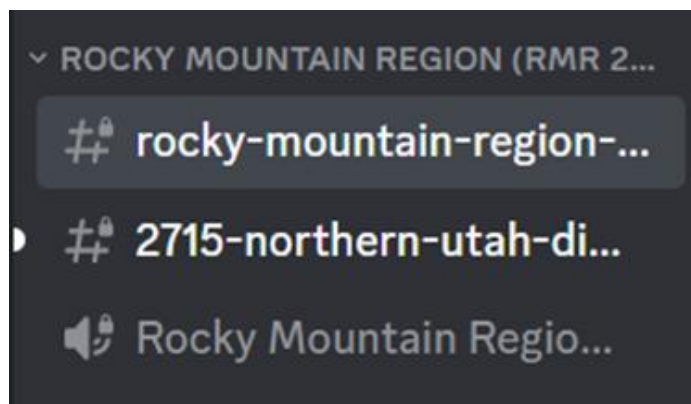


The easiest thing is to copy the 2nd line and then paste it back into Discord. As shown below.




If for some reason either of these doesn't work you will see a message from the InterchangeBot telling you what has happened. A few things I've seen is people leave off the 2 digits at the end of their number, they do not include the space that is in between the two sets of numbers, or the bot command didn't work correctly.

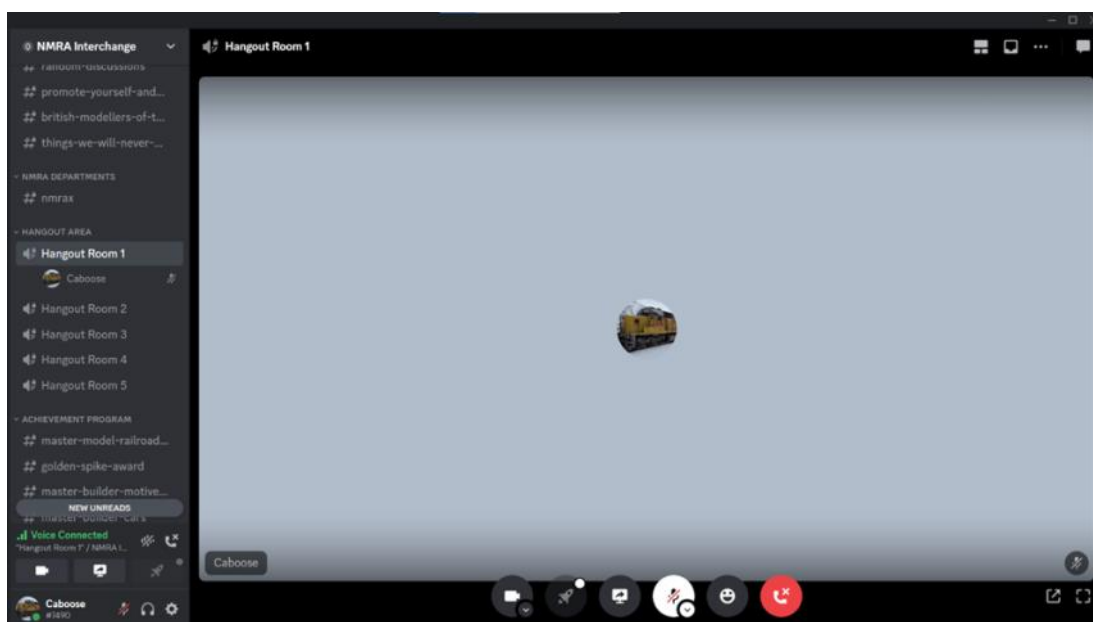
Once you are in you will see a bunch of things pop up on the left side of the screen. As shown to the right. These are the channels that have been created. There are a lot of them. Some for each Region/Division, AP Certificates, General Information, and ton's more. It can be overwhelming for sure but you don't have to go into them if you don't want to. There is one place specifically we are looking for when it comes to our meeting and that is our region area where our division is located. So if you scroll down through the list you will come to a spot that looks like this below:



What you'll need to do is to click on the Rocky Mountain Region area that has the speaker looking icon to the left of it. This is a voice/video channel. Once you click on that you will see something similar to the below.



You'll know you are in the right place if you see that. We will do our best to help people that need it. You may need to give permissions to the speakers and microphone in order to see/hear things but that is a as needed basis. Now if you click on a specific person the focus will be put onto them and their screen will be a little bigger than the others you'll want to do that and enjoy the meeting. A few things to note. If you want to send a chat/text message in the upper right there is a little box with a tail coming off of it. That will open the chat room and you can type in a message to send. Once the meeting is over if you move your mouse or click on your phone the bar will come up at the bottom with a few circles. Click on the red button with the phone icon and an x in it and you will leave the "call"/meeting you can see that below.



So hopefully this made sense and you'll find it easy once you've poked around in it a little bit. One thing to note **NEVER LEAVE THE SERVER!** If you do you'll need to repeat the onboarding process. Just close the browser tab you're in or close the program that way you can pick up where you left off when you go back in.

EVENT HIGHLIGHTS

Presentation

Cheap Tools : Tips and Tricks

Presented by Rick Luther

Our featured presentation was by Rick Luther on Cheap Tools, Tips and Tricks. The presentation featured many ways to create your own tools to make your modeling easier. There are many things that can be purchased at "Dollar" stores to help save money on modeling tools. Things like a ballast spreader made from an old tooth brush. Gluing clamps from inexpensive wood cloths pins. A power sander from a vibrating tooth brush with different sanding disks or a cheap magnetic gluing jig from a few supplies from the home improvement store.



General Use Tools The "Universal Modeling Tool"

Oversized craft tooth pick

- Available from JoAnne's, Michaels or Amazon.
- Great for mixing or scrapping paint from the bottom of a bottle.
- Square off or chisel the end to use as scraper.
- Glue applicators.
- Shims for various uses.



General Use Tools Old or cheap tooth brush

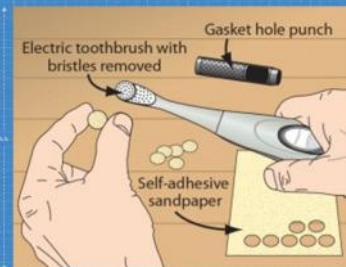
- Make a ballast spreader.
- Cut the head off.
- Turn 90° and glue to the handle.



Sanding Tools Mini-Power Sander - DIY

How to make a DIY Mini Power Sander

- Remove the bristles by pulling them out and not cutting them.
- File the head to make sure it is flat.
- Use a gasket /hole punch to make sanding disks.
- Use self-adhesive sandpaper for making disks.
- Use double-sided tape to attach disks.




Clamping Tools Cloths Pins

- Wood pins for plastic glues. Plastic pins for wood glues.
- Wood pins come in different sizes.



Construction Tools Magnetic Gluing Jig - DIY



Total Cost

- Steel Sheet\$10.47
- Turntable\$5.98
- Welding Holders\$3.94
- (2) Block Magnets ... \$1.98
- (4) Magnetic Catch ...\$3.48
- (4) Mending Plates ...\$5.50
- (4) L Brackets\$4.98

Total Costs ... \$32.98

TRAINS OF THOUGHT

There's so much more to this hobby than just "building trains in your basement!" Once every couple of years I take my little train to Shay Park. Although it's tiny compared to the club locomotive, it's still fun to bring it out and take it around the track. Sharing this hobby with families in the community is a lot of fun.

I can't believe summer vacation is over and school has started. My college kids have a couple more weeks but still, where did the time go? We have some great clinics lined up so don't forget every third Saturday in the mornings to come socialize and enjoy the clinics.

We are now meeting in a room in the north end of the Stadler cafeteria. Come and share what you are working on, talk with others, get ideas and just have fun and that way we can enjoy the journey together!



Jim Wanlass, MMR #585

Superintendent

Northern Utah Division of the NMRA

jamestowntrains@gmail.com



ACHIEVEMENT PROGRAM

I was thinking about it and my Bronx Terminal module could qualify for several certificates, if I did not already have them. I briefly re-looked at the requirements for Civil and Electrical and it could qualify for most of the items. Also, it could eventually be used for some of Chief Dispatcher and even the cars built for the Cars certificate could be used on it (and Motive Power too.) Also Scenery and Prototype Models (as I plan) but there are not enough Structures for that certificate but the couple needed could count towards it. My main point is that the layout or module(s) you are working on can help you advance in your journey toward MMR. I say this a lot but reading over the requirements before and while you are working on items will help. They can be a little confusing but there are more and more of us in the division who have worked on many of the certificates. Let me know if you have questions and we can help.



I have finally finished, and installed, all the complex turnouts! Below you can see the last group of 4 3-ways built together. There is still a ton to do but this was a huge milestone.





The next step is to add the connecting track to the turnouts and about a million drop feeders and wire the tortoises for these last batch of turnouts. You can follow along on my website JamestownTrains.com and clicking on the Bronx Terminal menu. I have also started a Facebook page. Do a search for "Bronx Terminal by Jim Wanlass". I will be posting quick updates as I make progress.

While you are working on your layout or module keep in mind the requirements at <https://www.nmra.org/education/achievement-program> - if you have questions, ask and then we will be able to enjoy the journey together!

Jim Wanlass, MMR #585

AP Chairman

Northern Utah Division of the NMRA

jamestowntrains@gmail.com

37th Intermountain Train Expo!

Our Division will host the 37th annual Intermountain Train Expo at the Stadler factory Friday November 7th and Saturday 8th, 2025. The show hours will be 3pm to 8pm on Friday, and 9am to 5pm on Saturday. There will not be a Sunday session.



We have a dozen vendors and half dozen layouts registered, but I know many clubs have simply not sent in their registration. If your club exhibits at train shows, please attend to this, because if space is used up, it is first come, first served.

Train shows have a lot of moving parts. Here is a partial list:

- 1) **Marketing and Promotions:** Cameron LaFleur will be doing this.
- 2) **Vendor sales:** Mike Dean will be doing this.
- 3) **Renting tables and chairs:** Stadler does not have sufficient tables and chairs for this show. Need to get best possible price, figure out setup, delivery, etc.
- 5) **Hands on activities:** Picking things up and setting up, volunteers to run the session, etc.
- 6) **Floor plan coordination:** Geoff Carter and Mike Dean will work on this.
- 7) **Flyers for advertising:** We need help to distribute materials throughout the area.
- 8) **Ticket sales:** At the door, handling cash and door attendance.
- 9) **NMRA NUD table:** Our goal is to recruit more members.
- 10) **Clinics:** Could have an area with rotating topics, etc. similar to tree building.

Show Planning Committee

We need to establish a show planning committee with 5 to 10 members to better plan the show so that it runs smoothly in November. The show will also benefit from broad input from our Division so that we can improve it and increase our attendance. Please consider participating on this planning committee – it does NOT mean you have to fill all the volunteer slots yourself, but gives you a chance to help us make the show particularly great.

Contact: Mike Dean (miketraindoc@gmail.com) or Geoff Carter (gkc450219@gmail.com)

UPCOMING TRAIN SHOWS



Colorado Rail Proto Meet

September 27 & 28, 2025

Saturday, 9 am – 5 pm

Sunday, 9 am – 4pm

Island Grove Event Center

421 N 15th Ave., Greeley, CO 80631

<https://corpm.org/2025-event/>



RAILSHOW 2025

October 11 & 12, 2025

Saturday, 9 am – 5 pm

Sunday, 10 am – 2 pm

Idaho Falls Recreation Center

520 Memorial Drive Idaho Falls, Idaho

<https://www.facebook.com/errhsi/>



Intermountain Train Expo

November 7th & 8th

Friday, 3 pm – 8 pm


Saturday, 9 am – 5 pm

Stadler US Inc.

5880 W 150 S, Salt Lake City, UT 84104

<https://www.facebook.com/errhsi/>

FOR SALE!



Add this superb, one of a kind, historical box car to your collection. The Northern Utah Division of the NMRA is selling an HO scale Bamberger Rail Road box cars kits, manufactured by Accurail. The cars feature a build date of 8/48.

You can get your very own historical box car before this limited edition is sold out.



DECEMBER NEWS

column



Model Railroad Hobbyist | December 2024

RICHARD BALE AND JEFF SHULTZ
REPORT THE LATEST HOBBY INDUSTRY NEWS ...

VIEW READER COMMENTS

CLUB NEWS



The Northern Utah Division of the NMRA is selling a series of HO scale Utah Oil Company (UTOCO) tank cars manufactured by InterMountain Railway. Featuring a build date of 8/45 and a test date of 9/28/51, the cars are offered in six road numbers and are equipped with metal wheelsets and Kadee couplers.
Info: www.northernutahnmra.org/club-car

Originally intended to be the convention cars for the 2019 NMRA convention in Salt Lake City, supply chain issues prevented the cars from arriving on time. Offered in six road numbers, the cars have metal wheelsets and Kadee couplers. You can get your very own historical tank car before this limited edition is sold out.

The price is \$45 each with free shipping, or \$40.00 if you pick them up either at the event or at Geoff Carter's home. Contact Geoff at

gkc450219@gmail.com



Just a reminder for everyone to check their expiration date on membership NMRA cards. Please don't let them lapse! You should receive a membership renewal form in the mail months before your expiration. If you can't find it or didn't get it, you can always go on-line and renew there. Below is the link to NMRA website page.

<https://nmra.org/membership-application-and-renewal>

Also check NMRA home page for membership discounts through the NMRA Partnership Program. You can get discounts at over 30 vendors including Micro-Mart, Green Frog Productions, MinuteMan Scale Models, Motrak Models, MRC (Model Rectifier Corporation) and many others. The discounts could add up to what a years membership costs!

<https://nmra.org/partnerships>



The Northern Utah Division is home to many outstanding modeling clubs, in every scale from Z to Live Steam. You are sure to find at least one of them that will meet your needs, so drop them a line and join the fun!

Contact information is the most recent we have on file. If you have a railroad modeling club in the state of Utah, we would be happy to include your information here. Just send us the name of your club, the scales you support in your club, and how prospective members may contact your club.

Color Country Model Railroad Club - This multi-scale club is located in the Southern Utah Division in St. George, Utah. Contact Dave Merrill by email at: professordavemerrill@gmail.com. Visit their website at <http://colorcountrytrains.org/sud/>

Color Country T-Trak Club - This N Scale club, located in the Southern Utah Division in St. George, Utah, uses the T-Trak modular system. Contact the club by email at: ColorCountryTTrak@gmail.com. Visit their website at <http://www.ccttc.info>

Golden Spike American Flyer Train Club - This S scale club meets the third Friday of each month at various club member homes. Their newsletter contains the time and place. Call Jim Buckley by phone at: (801) 252-1921 or by email at: jamesbuckley7@comcast.com. Visit their website at <http://www.gsaftc.com/about.htm>

Golden Spike Train Club of Utah - This HO 100% NMRA club meets the second Saturday of each Month 10:00am - 11:00am (summer) 12:00pm - 4:00pm (remainder of year), at the 132 S 800 W SLC UT in the Sugar Space Arts. Contact Jon Thomas, Treasurer at Thomas.JT@Yahoo.com for more information. Out of the area memberships are available. Visit their website at <http://www.goldenspiketrainclubutah.org/home.html>

Great Basin Lego Train Club - Adult fans of LEGO. Meeting times and club info is posted on their website. Contact Reed Cowan by email at: gbltc@aol.com. Visit their website at <http://greatbasinlrc.utahlug.org/>

HOn3 Club of Northern Utah - Specializing in local narrow gauge railroads in HOn3, this group meets informally and has a layout in Grantsville. Contact Fred Voelcker by email at: fred.voelcker@gmail.com

Hostlers Model Railroad Club - This Multi-scale club, including live steam, meets the 3rd Wednesday of every month at Ogden's historic Union Station. Contact Mike Murphy by USPS mail at: 752 W 4375 South, Riverdale, UT 84405 or by phone at: (801) 394-4952. Visit their website at <http://hostlers.org>

O Scale Guys - An O and On3 scale club. Contact Steve Strebel by phone at: (801) 973-0367.

Ophir, Tintic and Western - This club models in HO and N and meets at the 3rd Thursday of each month at 7pm at the Hobby Stop in Orem (537 N 1200 W, Orem). For more information contact HO-VP Mike Lambert, mlambert54@comcast.net 303-919-4703 - N-VP Chris Cox, coxcl1@gmail.com 801-897-2269. Visit their website at <http://www.otwtrainclub.com/>

Railway & Locomotive Historical Society (Golden Spike Chapter) - An historically oriented group of researchers and preservationists, the Golden Spike chapter of the R&LHS meets every second Tuesday at noon at Two Bit Street Cafe on 25th Street in Ogden and is presently in the midst of the restoration of the D&RGW #223. Visit their website at <http://www.save223.org>

South Weber Model Railroad Club - This 1-1/2" club runs trains every 3rd Saturday & Sunday at South Weber Canyon Meadows Park. I-84 exit #85, two blocks south, two blocks east. Visit their website at <http://southweberrr.webs.com/>

Utah Free-MO - A travelling HO Modular group conforming to the Free-MO standard. Contact Mike Nelson by email at: i_m_loco@hotmail.com

Utah Free-moN - We subscribe to the N scale Free Mo standards. You can find us on Facebook at Utah Free-moN.

Utah Garden Railway Society - A "G scale" group dedicated to the art of Garden Railways. Contact Lynn Stringham, President (UGRS) by USPS mail at: 4464 S 4100 West, West Haven, UT 84401

Utah Large Scale Society - A G scale group that meets in various member's homes. Contact Stan White by phone at: (801) 546-4085 or by USPS mail at: 920 N 1550 East, Layton, UT 84040

Utah Live Steamers - Our railroad is at Shay Park, 400 West Aspen Hills Blvd, Saratoga Springs, UT which encompasses 12 acres. The key feature is the abandoned railroad grade of the Salt Lake & Western Railroad. Our track gauge is 7.5" and we have a new, beautiful 1.6" scale locomotive to pull twice as many cars as before. Rides are 1st and 3rd Saturday of the Summer months. Contact Mike at utahlivesteamers@gmail.com or watch Facebook for event listings. <https://www.facebook.com/cmry260/>

Utah Train Collectors Association - Primarily 3-rail O gauge, though other scales are represented. Promotes model railroading in Northern Utah. Meets the last Thursday of each month. Contact Kent Silver (Club President) by email at: webmaster@utahtca.com. Visit their website at <http://utahtca.com/default.htm>

Wasatch N Scale Model Railroad Club - For contact info visit their website at wasatchnscale.org



Northern Utah Division Officers

Superintendent.....Jim Wanlass
 Assistant Superintendent..... Mike Dean
 TreasurerGerald Bregg
 Director-at-LargeDoug Jolley
 Director-at-Large Geoff Carter
 Director-at-LargeCameron Lafluer
 Director-at-Large Bob Connolly

Committee Positions

Social Media ChairmanCameron Lafluer
 Convention Chairman Mike Dean/Geoff Carter
 Achievement Program Jim Wanlass
 Clinic Coordinator.....Kevin Anderson
 Layout Tours..... Bob Connolly
 Division Librarian:..... Robert Arnesen
 Secretary:Carolyn Chase
 Newsletter Editor:..... Rick Luther
 Membership Chair Person..... Lowell Didas
 Pizza Box Chairman Blaine Holbrook



Website:

www.northernutahnmra.org/

Facebook:

www.facebook.com/groups/nutahnmra/



Website:

www.nmra.org

Facebook:

www.facebook.com/NMRA.org

NMRA Online sites



<https://x.com/nmraonline>



https://www.instagram.com/nmra_online/



<https://www.youtube.com/c/NMRAORGModelRailroading>



<https://www.pinterest.com/nationalnmra/>

MEETING INFORMATION

Utah's center for model railroading excellence!

Join us every third Saturday at the

Stadler US Inc.

5880 W 150 S, Salt Lake City, UT 84104

from 10:00 AM to Noon

