



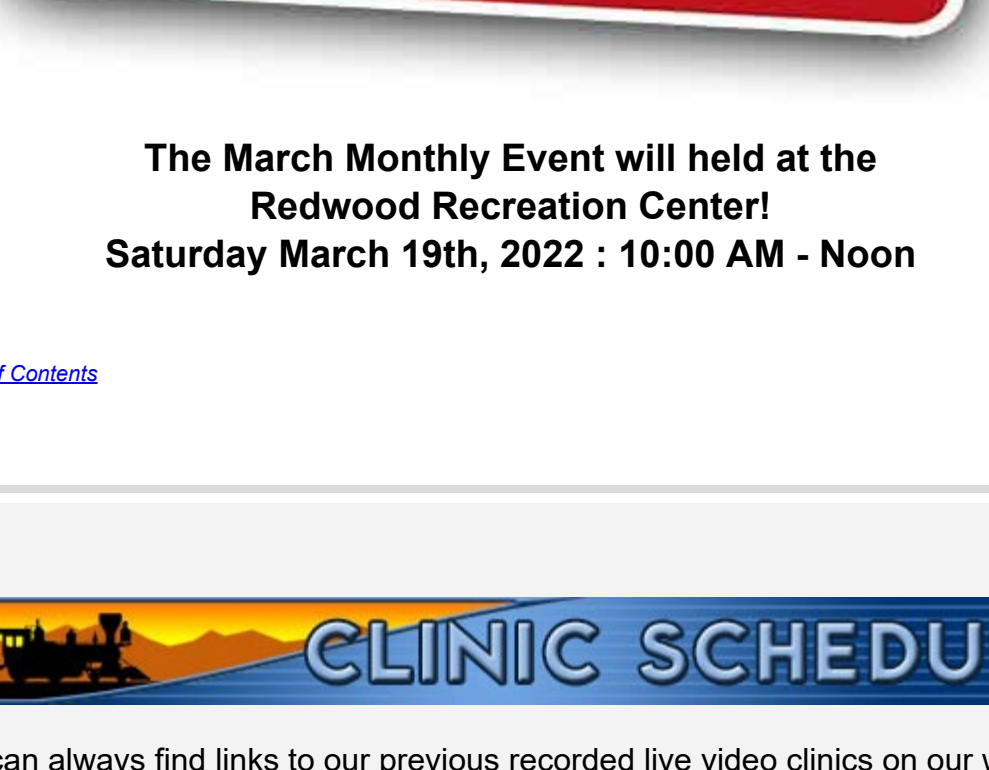
March - Volume 10 - Issue 3

## In This Issue (Click title to read the article)

[Meeting Update](#)  
[Clinic Schedule](#)  
[Thoughts from the Superintendent](#)  
[What Happened Last Month](#)  
[Achievement Program](#)  
[Member Spotlight](#)  
[Rocky Mountain Region Convention](#)  
[Division News](#)

[Free-moN](#)  
[Notes from Golden Spike Train Club](#)  
[NMRA National Convention News](#)  
[Newsletter Archive](#)  
[NMRA Membership Renewal](#)  
[The Club Car](#)  
[Division Officers and Volunteers](#)  
[Meeting Information](#)

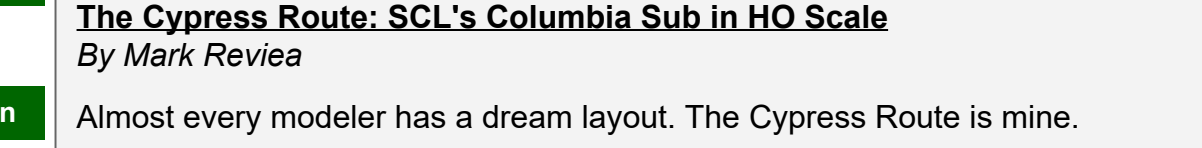
## Meeting Update



The March Monthly Event will held at the  
Redwood Recreation Center!  
Saturday March 19th, 2022 : 10:00 AM - Noon

[Click Here to Return to the Table of Contents](#)

## Learn Something New



You can always find links to our previous recorded live video clinics on our website.  
Click the link below to go directly to the website.

<https://www.northernutahnra.org/monthly-events/past-clinics/>

## Photo Contest Update

The photo contest is still on! The date is TBD, but this means there is still time to submit photos of your or your friend's layout. We are looking for any type of photo of any layout. Is your layout under construction? Send us a photo. Is there a particular scene on your layout that you feel looks the most like real life? Send us a photo. Are you experimenting with light or other special effects? Send us a photo. Are you using Photoshop or some other photo app? Send us a photo. You get the idea. The goal is to have a virtual tour of the layouts in our division and have some fun.

Send your photos to [cindy.nud.nmra@gmail.com](mailto:cindy.nud.nmra@gmail.com) with a brief description of the scene, including scale of layout and the methods used to create the photograph.

## March 19th 10:00 AM - Noon

### Presentation

**The Cypress Route: SCL's Columbia Sub in HO Scale**  
*By Mark Reviea*

Almost every modeler has a dream layout. The Cypress Route is mine.

During my childhood while living in Savannah, GA., I developed a deep love for the Seaboard Coast Line—especially when running through thick stands of Slash pines and muddy Cypress-filled swamps.

If I was ever to build a model railroad, it would need to produce such a strong reminder of those memories that I was instantly transported back to that time and place. For me, anything else would be just a toy.

Like the timetable for many modelers, I've gotten to the place in my life where I can finally start building that dream. Although it has only been in the formal planning stage for the past decade, I've not wasted any time accumulating quite a roster of equipment.

During the last year, I've also been participating in the Division's Construction Crew. Alternating each week, we work on the layouts of other crewmembers helping with whatever needs to be done. It's also a great way to learn some elite modeling skills.

In between sessions, I've been preparing my own train room so that I can now add my layout to the rotation.

Since my model railroad is such a large project with unique personal considerations, I felt that it would be helpful to prepare a PowerPoint presentation to coordinate the Construction Crew's efforts. I initially presented my project at our first meeting at my house earlier this month.

However, due to a conflict in the Division's clinic schedule, I've been asked to present my orientation at this month's members meeting as well.

Topics that I will cover include: the personal relevance of my layout, a brief SCL history, features of the Columbia Sub, features of the Cypress Route, detailed CAD diagrams of the multi-level layout design with Helix, a preview of my train room, the layout work lineup, and my personal objectives for the final result.

Whether or not you already have a layout, I do think you'll find what I've put together to be fun and interesting.

So I'm really excited about this opportunity to share my work with you!

I hope to see you there!

## April 16th 10:00 AM - Noon

### Presentation

**Weathering**  
*Presented by Dave Sealy*

Learn the ins and outs about weathering techniques for your layout.

## May 21st 10:00 AM - Noon

### Presentation

**Scratch-building Rolling Stock**  
*Presented by Scott Perry*

Learn the tips and techniques for scratch building rolling stock for you layout.

## June 18th 10:00 AM - Noon

### Special Event

**Picnic**  
*Presented by Northern Utah division*

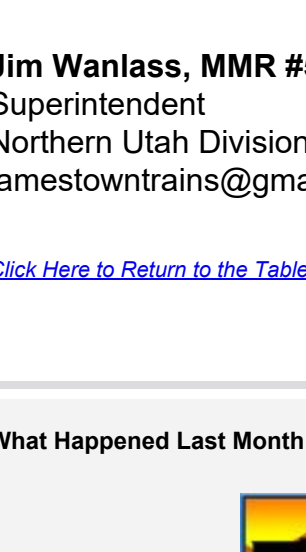
Watch this space for more details

## July 16th 10:00 AM - Noon

### Presentation

**The Basics of Soldering**  
*Presented by Blaine Holbrook*

Demonstration of three different types of soldering and techniques.

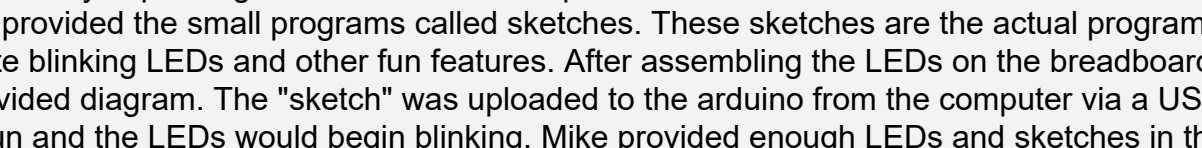


As the Clinic Coordinator I look at what this requires and realize we all can contribute to our clinics. I started with a sheet of plywood with my father back when I was a child and since then have done so much, especially in the last few years. We all have skills and experiences that we can share. Being retired from the Education profession also has shown me that what I have done in the past can help someone else looking for an answer. I will call upon all of you to share what you have learned, because we all have a love of trains.

**Charlie Treft**  
cptreft@yahoo.com  
801-543-0186

[Click Here to Return to the Table of Contents](#)

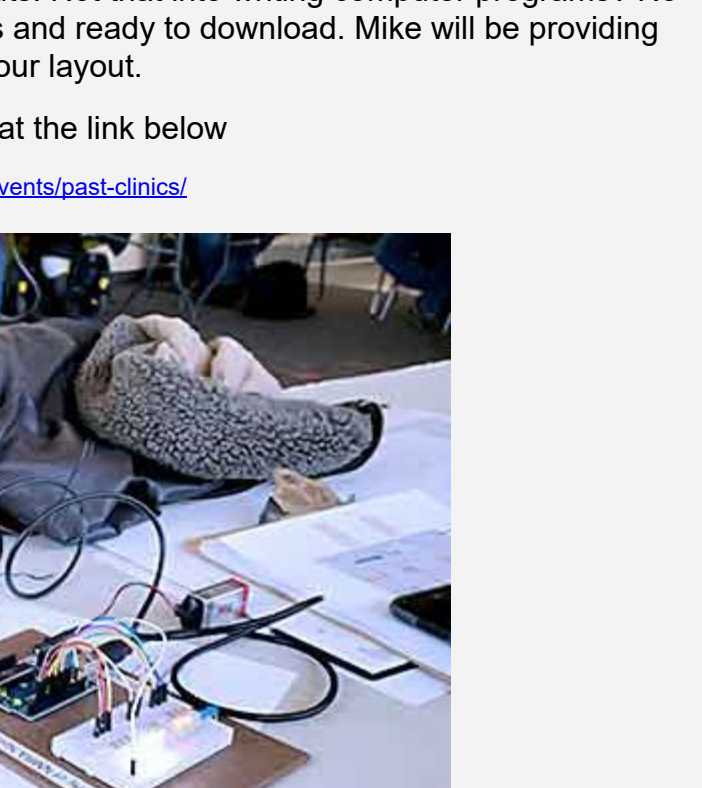
## Thoughts from the Superintendent



There's so much more to this hobby than just "building trains in your basement!" Even though the Hostlers show wasn't in Union Station this year, I really enjoyed it. I picked up some really cool things but more than what I bought I liked being able to catch up with friends. Some I see regularly but don't really get to talk with them too much. A few others I haven't seen in awhile. One thing I really enjoy about the NMRA, and other clubs I'm in, is the friendships I've made. Something funny my daughter said years ago after I mentioned something about one of my train friends was, "You have friends?" Yes! I have friends, lots of them! I hope you consider me your friend. I'm not only here to serve you as your Superintendent but also your friend.

We had a great turnout last month! It was fun to see so many people.

We have a last minute change in the clinic. I'm looking forward to learning more about what Mark has planned. I also would like people to bring a Show-and-Tell. I like to be able to see what people are working on. I know sharing with each other can be a little intimidating but it can help us to grow closer as friends and another way that we can enjoy the journey together!



**Jim Wanlass, MMR #585**  
Superintendent  
Northern Utah Division of the NMRA  
[jamestowntrains@gmail.com](mailto:jamestowntrains@gmail.com)

[Click Here to Return to the Table of Contents](#)

## What Happened Last Month



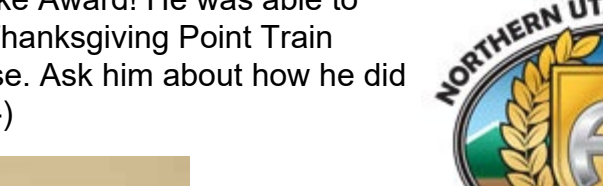
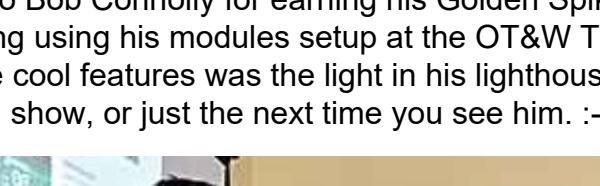

**Working with Arduinos**  
*Presented by Mike Dean*

The goal of this clinic was to help members see how very tiny microcontroller chips can do REAL things. We were provided with a tiny chip, breadboard, and some LEDs, as well as a programming cable. All for mere \$10 which equals about \$25 worth of hardware!

Mike began the clinic by explaining what the various components included in each "kit" were and how they related to each other. Mike provided the small programs called sketches. These sketches are the actual programs that the arduino chips run to create blinking LEDs and other fun features. After assembling the LEDs on the breadboard with the correct wiring from a provided diagram. The "sketch" was uploaded to the arduino from the computer via a USB cable. The sketch is set to run and the LEDs would begin blinking. Mike provided enough LEDs and sketches in the kit to get us all started on this fascinating journey to adding special effects to our layouts. Not that into writing computer programs? No worries, there are numerous sites on the Internet that provide sketches and ready to download. Mike will be providing additional clinics in the future with new ideas for using an arduino on your layout.

You can view past clinic information at the link below

<https://www.northernutahnra.org/monthly-events/past-clinics/>

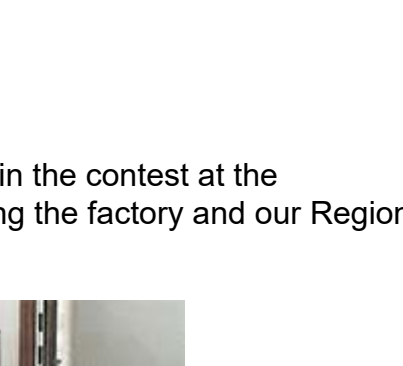


[Click Here to Return to the Table of Contents](#)

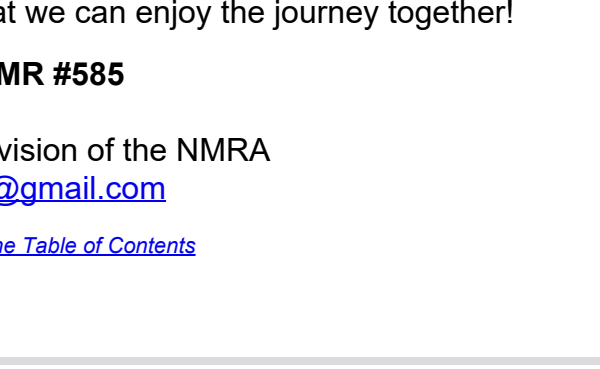
## Achievement Program



Congratulations to Bob Connolly for earning his Golden Spike Award! He was able to pass off everything using his modules setup at the OT&W Thanksgiving Point Train Show. One of the cool features was the light in his lighthouse. Ask him about how he did it at the next train show, or just the next time you see him. :-)



I know it's been awhile but Rick Luther earned a Merit Award for his M&M Factory he had in the contest at the Intermountain Train Expo in November. He used several cool techniques in scratch-building the factory and our Region AP Chair shared it in the Region newsletter. Great job!

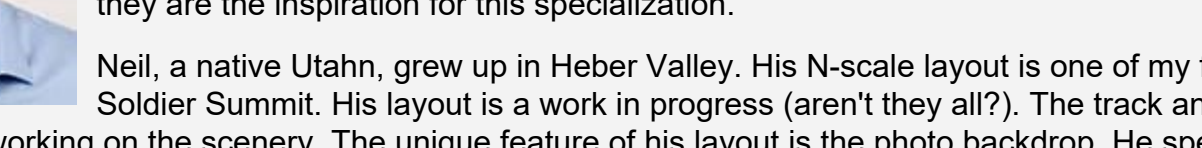


I know there is lots of model railroading going on in Utah! Keep up the good work and let us know what it is you are working on so that we can enjoy the journey together!

**Jim Wanlass, MMR #585**  
AP Chairman  
Northern Utah Division of the NMRA  
[jamestowntrains@gmail.com](mailto:jamestowntrains@gmail.com)


[Click Here to Return to the Table of Contents](#)

## Member Spotlight



**Member Spotlight : Neil Mahoney**

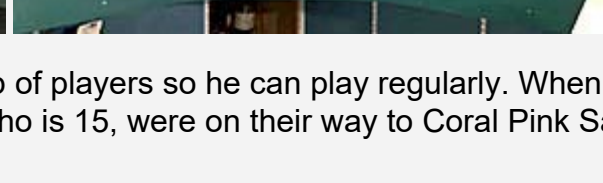
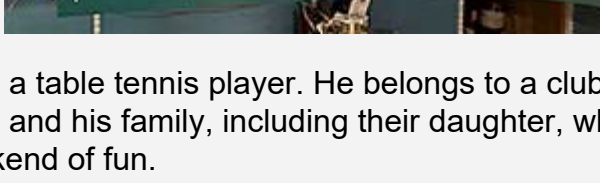
*By Cindy Lund*  
*Membership Chair*



Neil Mahony is the division's newly elected treasurer. He was the treasurer for the 2019 National Convention our division hosted. He has been a financial planner for over 20 years, so being our treasurer is a perfect fit.

For the past ten years, Neil has had his own business specializing in helping those with a family member with some disability. Neil and his wife have twin boys, now 25, with special needs, and they are the inspiration for this specialization.

Neil, a native Utahn, grew up in Heber Valley. His N-scale layout is one of my favorite spots - Soldier Summit. His layout is a work in progress (aren't they all?). The track and electrical are the summit taking photos with his iPhone. He found someone to stitch the images together. Due to space constraints, the layout is linear, just back and forth. The scene is when steam was being phased out by diesel during the middle of the 20th century - from the 1940s to the 1960s.



Neil is a lefty and a table tennis player. He belongs to a club of players so he can play regularly. When I called to interview Neil, he and his family, including their daughter, who is 15, were on their way to Coral Pink Sand Dunes in Kanab for a weekend of fun.

[Click Here to Return to the Table of Contents](#)

## Rocky Mountain Region Convention



**2022 Rocky Mountain Region Convention**

Chair - Gary Myers

**Cheyenne, Wyoming 13-15 May 2022**

The 2022 Rocky Mountain Region Convention will be held in conjunction with **Cheyenne Railroad Heritage Days** which is hosted by the **Sherman Hill Model Railroad Club Train Show**.

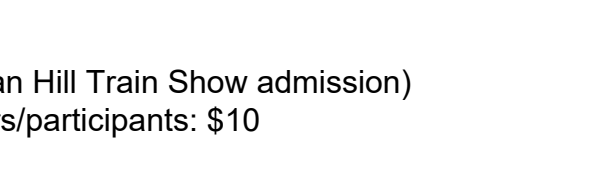
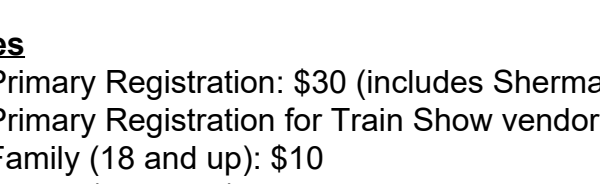
## ACTIVITIES

Sherman Hill Train Show – Archer Event Center

## Region Clinics

Friday & Saturday evenings - Best Western Frontier Inn Conference Center

Saturday & Sunday daytimes - Archer Event Center



## Region Model Contest

Friday, Saturday, Sunday – Archer Event Center

## Registration Fees

NMRA Member Primary Registration: \$30 (includes Sherman Hill Train Show admission)

NMRA Member Primary Registration for Train Show vendors/participants: \$10

NMRA Member Family (18 and up): \$10

NMRA Member Family (under 18): Free

Non-NMRA Registration additional: \$20

Make out checks to: Rocky Mountain Region

**Mail to: Denny Krausman, 9609 Silver Hill Circle, Lone Tree, CO 80124-5420**

## OTHER NON-CONVENTION ACTIVITIES

**Union Pacific Historical Society's 2022 Annual Convention**

Separate Registration Required

May 11-14, at the Red Lion Hotel

## Cheyenne Depot Days / Museum

Separate Admission

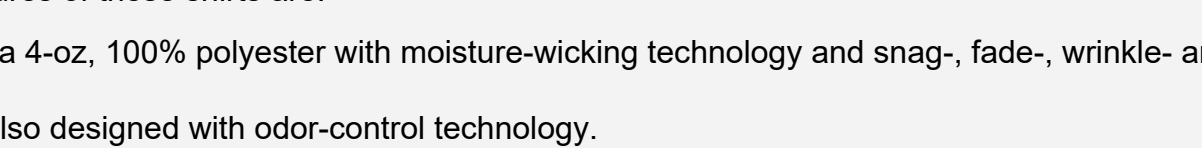
Monday - Friday 9:00 AM - 5:00 PM

Saturday 9:00 AM - 3:00 PM

Sunday 11:00 AM - 3:00 PM

[Click Here to Return to the Table of Contents](#)

## Division News Items



## New Division Shirts



We are in the process of obtaining a new shipment of Division Polo Shirts. The ones we are looking at are Tan. Men's sizes range from S thru 6XL, and Women's sizes range from SX thru 4XL. These will not have pockets. We will be selling these for around \$30.00. We will need to know what size you want and how many. Look for a survey form to appear soon in an inbox near you.

Some of the features of these shirts are:


- Made from a 4-oz, 100% polyester with moisture-wicking technology and snag-, fade-, wrinkle- and shrink-resistance.
- Shirts are also designed with odor-control technology.
- Antimicrobial additive is built in to help prevent the growth of bacteria.
- Includes a three-button placket with dyed-to-match buttons and contrasting neck tape.
- Features a slightly extended, droptail hem and side vents.



- Women's shirts are contoured to fit the female form.



**Wendover Free-moN show**  
March 23-26  
10:00am – 5:00pm  
352 E. 'A' Street (Airport Way)  
John T. Brinkman Service Club  
Wendover, Nevada  
Adult: \$5.00  
Military: \$3.00  
Youth (12-17): \$3.00  
Children (0-11): FREE  
<https://wendoverairfield.org>



**Union Pacific Historical Society Convention**  
May 11-14  
Red Lion Hotel  
204 West Fox Farm Road  
Cheyenne, WY  
[uphsoffice@uphs.org](mailto:uphsoffice@uphs.org)



**Sherman Hill Train Show**  
May 14-15  
Event Center – Archer  
(180 E, EXIT 370)  
3801 Archer Parkway,  
Cheyenne, WY  
Adults \$10.00  
Children 12 & under FREE  
[shermanhilltrains.org](http://shermanhilltrains.org)



**The Bristlecone Bricks and Train Show**  
Nevada Northern Railway Museum - Freight Barn  
1100 Ave A, Ely, Nevada  
June 10, 4:00pm - 8:00pm  
June 11, 10:00am - 7:00pm  
[www.facebook.com/bristleconebricks/](http://www.facebook.com/bristleconebricks/)

[Click Here to Return to the Table of Contents](#)

Free-moN

## SPECIAL REPORT

### Free-moN meets Kanab Utah

By Kevin Anderson

February 11-12, 2022 was the Kanab, UT train show. The train show is in its seventh year running and as the organizer states "it gets bigger every year!" This year was no exception. The show was held in the Kanab Center. This facility has two large buildings. One building held all the vendors and the second building contained all the layouts in two different rooms. The layouts consisted of N scale, HO scale, S scale, O scale, and G scale. The layouts consisted of Ntrak, TTrak, HO modular, Worlds Greatest Hobby, and table top O scale. The largest layout of course was the Utah Free-moN set up. N scale free-mo modular model railroading. Two members of Utah Free-moN brought 20 modules between the two of them. On Friday a member of Nland Pacific Free-moN from Los Angeles CA showed up with thirteen more modules. These are shown as the center leg on the layout diagram The layout fit inside a 30 x 50 area. It was a short show, but well attended with plenty of run time for trains. This is an N scale Free-mo modular layout. And as a second goal interest was generated in the attendees from Las Vegas and southern Utah. We hope to be able to add to our numbers so that the layout will grow. The Free-moN community is open to all that is interested. Utah Free-moNs next set up will be March 23-26 at the Wendover Historic Airbase Museum located in Wendover Utah. We were invited by the museum to set up after they found out what modular Model railroading was when a module was put on display at the museum depicting the airbase in 1944.



A module depicting Southern California



The Trestle over the Green River, UT



Utah Railways Gordon Creek Bridge



Circleville, this is the return loop



Kalen Matsen from Nland Pacific Free-moN working the Southern CA yard



Show attendees watching the DRGW pulling a mixed freight through the Nagos Curve



The yard wye



From Tumbleweed we take the Gordon creek bridge to Tunnel Junction then on to Circleville Loop




Buffalo scene from Tumbleweed old west module



Scene from South California on Nland Pacific modules



The Wye at Circleville



The town of Tumbleweed



View of Green River, UT



The Indian Village on Tumbleweed & Green River UT



View from Brigham City Yard



The overall view of the layout

[Click Here to Return to the Table of Contents](#)

### Notes from Golden Spike Train Club

## GOLDEN SPIKE TRAIN CLUB



Due to the March 18, 2020 magnitude 5.7 earthquake near SLC, the Golden Spike Train Club of 35 members was forced by SLC Corp to evacuate their 33-year location at the Warm Springs Plunge (or old 1985 Children's Museum) building at 840 N 300 West. They had built Utah's largest static club-owned H.O. DCC layout, but they basically had to abandon it with very little hope of running it again for many years. The club went on a 8-month search for a new place they could afford.

In January 2021 the 501(c)3 Golden Spike Train Club began leasing an 800-square-foot upstairs "storage" room from the Sugar Space Arts Warehouse at 132 South 800 West, Salt Lake City. But this is only temporary while they begin building a new H.O. FIXED-MODULAR model railroad layout. This room can't accommodate community open houses which they were doing monthly. But by end of 2022 they plan to move next door to a ground-floor 2,000 square foot climate-controlled room which can accommodate open houses and even some special-event train shows at the same Sugar Space Arts Warehouse. They then could welcome local NMRA events with other clubs and vendors on special weekends. But the rent on this new room will be about 4 times the current lease-agreement rent. So they are looking for new members (dues are \$20/month).



Message them at <https://www.facebook.com/GoldenspikeTrainClub/>

Please help out this 53-year-old club to build up savings for their upcoming larger rental space: When purchasing items from Amazon, please use the link "smile.amazon.com" instead of just "amazon.com", and when picking your charity search for "Golden Spike Train Club of Utah" in the "Arts & Culture" category (or use the link below). Amazon will send GSTC 0.5% of each of your purchases, without increasing the cost of your purchase at all.

THANK YOU!

[smile.amazon.com/ch/46-5225285](https://smile.amazon.com/ch/46-5225285)

[Click Here to Return to the Table of Contents](#)

### NMRA National Convention News

## NMRA NATIONAL NEWS

SAVE THE DATE!



**2022 NMRA National Convention and National Train Show**  
**WHEN: Sunday, August 7, 2022 thru Monday, August 15, 2022**  
**WHERE: St. Louis, MO**

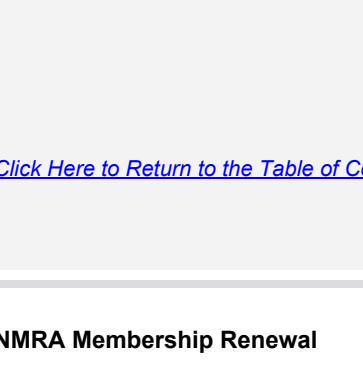
The 2022 Convention Committee from host Gateway Division NMRA is hard at work planning a great experience for everyone! Check out their website for more details!

[https://www.eventsquid.com/event.cfm?preview&event\\_id=13724](https://www.eventsquid.com/event.cfm?preview&event_id=13724)

[Click Here to Return to the Table of Contents](#)

### Newsletter Archive

## ON THE EXTRA BOARD



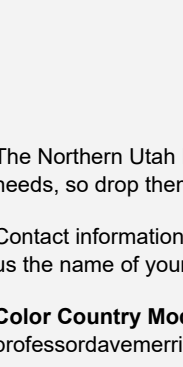
Catch up on all the past issues of the Division Newsletter the "Promontory Post" on the division website. There is a multitude of information about our past clinics, photos from layout tours, conventions, train shows, links to interesting information and the chance to get to know our fellow members. Just click the button below and learn more!

**CLICK HERE TO READ PAST NEWSLETTERS**

[Click Here to Return to the Table of Contents](#)

### NMRA Membership Renewal

## ALL ABOARD!



Just a reminder for everyone to check their expiration date on membership NMRA cards. Please don't let them lapse! You should receive a membership renewal form in the mail months before your expiration. If you can't find it or didn't get it, you can always go on-line and renew there. Below is the link to NMRA website page.

<https://nmra.org/membership-application-and-renewal>

Also check NMRA home page for membership discounts through the NMRA Partnership Program. You can get discounts at over 30 vendors including Micro-Mart, Green Frog Productions, MinuteMan Scale Models, Motrak Models, MRC (Model Rectifier Corporation) and many others. The discounts could add up to what a years membership costs!

<https://nmra.org/partnerships>

[Click Here to Return to the Table of Contents](#)

### The Club Car

## THE CLUB CAR

The Northern Utah Division is home to many outstanding modeling clubs, in every scale from Z to Live Steam. You are sure to find at least one of them that will meet your needs, so drop them a line and join the fun!

Contact information is the most recent we have on file. If you have a railroad modeling club in the state of Utah, we would be happy to include your information here. Just send us the name of your club, the scales you support in your club, and how prospective members may contact your club.

**Color Country Model Railroad Club** – This multi-scale club is located in the Southern Utah Division in St. George, Utah. Contact Dave Merrill by email at: [professoradventer@gmail.com](mailto:professoradventer@gmail.com). Visit their website at <http://colorcountrytrains.org/>

**Color Country T-Trak Club** – This N Scale club, located in the Southern Utah Division in St. George, Utah, uses the T-Trak modular system. Contact the club by email at: [ColorCountryTTrak@gmail.com](mailto:ColorCountryTTrak@gmail.com). Visit their website at <http://www.cctcinfo.info>

**Golden Spike American Flyer Train Club** – This S scale club meets the third Friday of each month at various club member homes. Their newsletter contains the time and place. Call Jim Buckley by phone at: (801) 252-1921 or by email at: [jamesbuckley@comcast.net](mailto:jamesbuckley@comcast.net). Visit their website at <http://www.gsaflyerclub.com/about.htm>

**Golden Spike Train Club of Utah** – This HO/HOn3 100% NMRA club meets Saturday Evenings from 3:00 pm to 6:00 pm, at the Old Children's Museum of Utah ( 840 N 300 West, SLC ). Open Houses are held on the 2nd Saturday of the month from 12-4 pm. Contact Mark Forslund by phone at (801) 641-6585 for more information. Out of the area memberships are available. Visit their website at [www.goldenspikeclubutah.org](http://www.goldenspikeclubutah.org)

**Great Basin Lego Train Club** – Adult fans of LEGO. Meeting times and club info is posted on their website. Contact Reed Cowan by email at: [gbltc@aol.com](mailto:gbltc@aol.com). Visit their website at <http://greatbasinlctc.utahlug.org/>

**HOn3 Club of Northern Utah** – Specializing in local narrow gauge railroads in HOn3, this group meets informally and has a layout in Grantsville. Contact Fred Voelcker by email at: [fred.voelcker@gmail.com](mailto:fred.voelcker@gmail.com)

**Hostlers Model Railroad Club** – This Multi-scale club, including live steam, meets the 3rd Wednesday of every month at Ogden's Historic Union Station. Contact Mike Murphy by USPS mail at: 752 W 4375 South, Rivendale, UT 84405 or by phone at: (801) 394-4952. Visit their website at <http://hostlers.org>

**O Scale Guys** – An O and On3 scale club. Contact Steve Strebel by phone at: (801) 973-0367.

**Ophir, Tintic and Western** – This 100% NMRA club models in HO and N and meets at the SCERA Theater Boardroom (745 South State Street, Orem) at 7:00 pm on the 3rd Thursday of every month. Contact Larry Carter by email at [larry\\_carter@msn.com](mailto:larry_carter@msn.com) or by phone at (801) 446-8161 Visit their website at <http://www.octwtrainclub.com>

**Railways & Locomotive Historical Society (Golden Spike Chapter)** – An historically oriented group of researchers and preservationists, the Golden Spike chapter of the R&LHS meets every second Tuesday at noon at Two Bit Street Cafe on 25th Street in Ogden and is presently in the midst of the restoration of the D&RGW #223. Visit their website at <http://www.save223.org>

**South Weber Model Railroad Club** – This 1-1/2" club runs trains every 3rd Saturday & Sunday at South Weber Canyon Meadows Park, 1-84 exit #85, two blocks south, two blocks east. Visit their website at <http://southweberrrc.webs.com/>

**Utah Free-MO** – A travelling HO Modular group conforming to the Free-MO standard. Contact Mike Nelson by email at: [l\\_m\\_loco@hotmail.com](mailto:l_m_loco@hotmail.com)

**Utah Free-moN** – We subscribe to the N scale Free Mo standards. You can find us on Facebook at Utah Free-moN.

**Utah Garden Railway Society** – A "G" scale group dedicated to the art of Garden Railways. Contact Lynn Stringham, President (UGRS) by USPS mail at: 4464 S 4100 West, West Haven, UT 84401

**Utah Large Scale Society** – A G scale group that meets in various member's homes. Contact Stan White by phone at: (801) 546-4085 or by USPS mail at: 920 N 1550 East, Layton, UT 84040

**Utah Live Steamers** – Our railroad is at Shay Park, 400 West Aspen Hills Blvd, Saratoga Springs, UT which encompasses 12 acres. The key feature is the abandoned railroad grade of the Salt Lake & Western Railroad. Our track gauge is 7' 6" and we have a new, beautiful 1'6" scale locomotive to pull twice as many cars as before. Rides are 1st and 3rd Saturday of the Summer months. Contact Mike at [utahlivesteamers@gmail.com](mailto:utahlivesteamers@gmail.com) or watch Facebook for event listings. <https://www.facebook.com/utahlive200/>

**Utah Train Collectors Association** – Primarily 3-rail O gauge, though other scales are represented. Promotes model railroading in Northern Utah. Meets the last Thursday of each month. Contact Kent Silver (Club President) by email at: [webmaster@utahca.com](mailto:webmaster@utahca.com). Visit their website at <http://utahca.com/default.htm>

**Wasatch N Scale Model Railroad Club** - For contact info visit their website at [wasatchncale.org](http://wasatchncale.org)

[Click Here to Return to the Table of Contents](#)

Division Officers and Volunteers

## DIVISION BRASS HATS

### Northern Utah Division Officers

Superintendent:	Jim Wanlass
Assistant Superintendent:	Blaine Holbrook
Treasurer:	Neil Mahoney
Board of Director:	Kevin Anderson
Board of Director:	Mike Dean
Board of Director:	Michael Harris
Board of Director:	George Bell

### Committee Positions

Advertising/Marketing:	Vacant
Show Chairman:	Geoff Carter
Achievement Program:	Jim Wanlass
Clinic Coordinator:	Charlie Treft
Layout Tours:	Bob Gerald
Division Librarian:	Robert Arnesen
Secretary:	Carolyn Chase
Newsletter Editor:	Rick Luther
Membership Chair Person:	Cindy Lund

[Click Here to Return to the Table of Contents](#)

Come Join us for Fun, Learning and Fellowship

## MEETING INFORMATION

**Utah's center for model railroading excellence!**  
**Join us every third Saturday at the**  
**Redwood Recreation Center**  
**3060 Lester Street**  
**West Valley City, UT 84119**  
**from 10:00 AM to Noon**



[Click Here to Return to the Table of Contents](#)

Northern Utah Division of NMRA | Redwood Recreation Center 3060 Lester Street | West Valley City, UT 84119



[Unsubscribe](#) | [About our service provider](#) | [View this email in your web browser](#)

Grow your business with **EMAILCONTACT**