



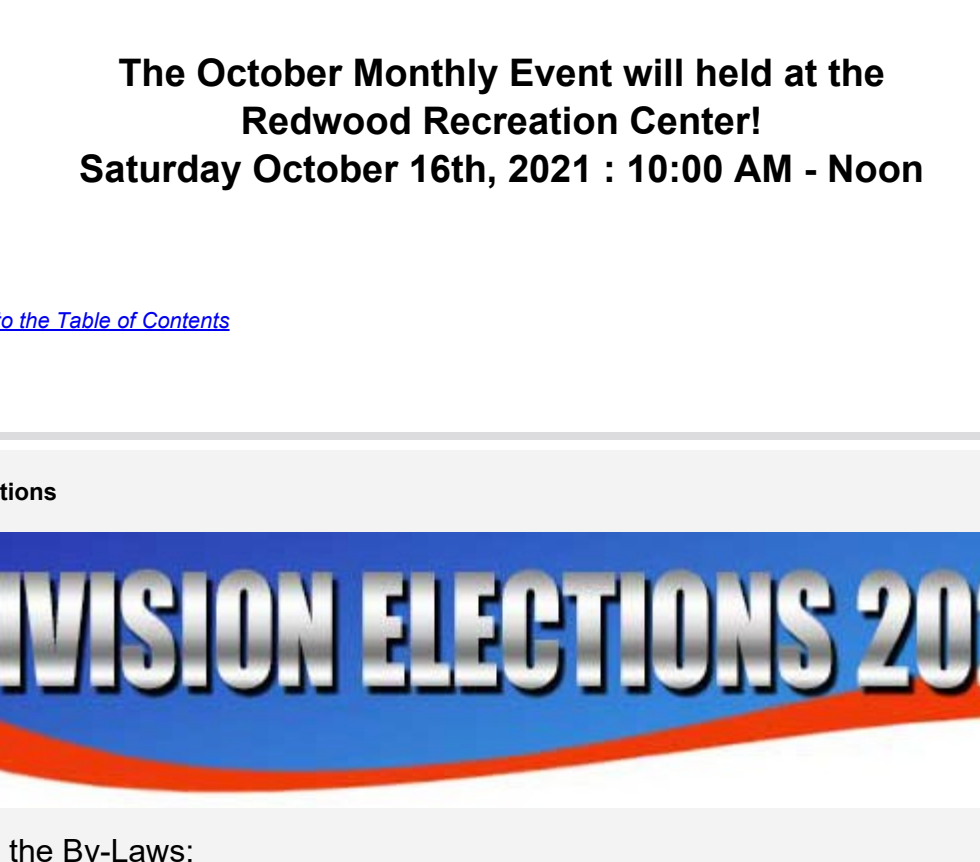
October - Volume 9 - Issue 10

In This Issue [\(Click title to read the article\)](#)

[Meeting Location Update](#)
[Clinic Schedule](#)
[Thoughts from the Superintendent](#)
[What Happened Last Month](#)
[Member Spotlight](#)
[2021 Intermountain Train Expo](#)
[2021 Train Expo Raffle Layout](#)
[Achievement Program](#)
[Division News](#)

[Notes from Golden Spike Train Club](#)
[South Weber Model Railroad Club](#)
[NMRA National Convention News](#)
[Newsletter Archive](#)
[NMRA Membership Renewal](#)
[The Club Car](#)
[Division Officers and Volunteers](#)
[Meeting Information](#)

Meeting Location Update

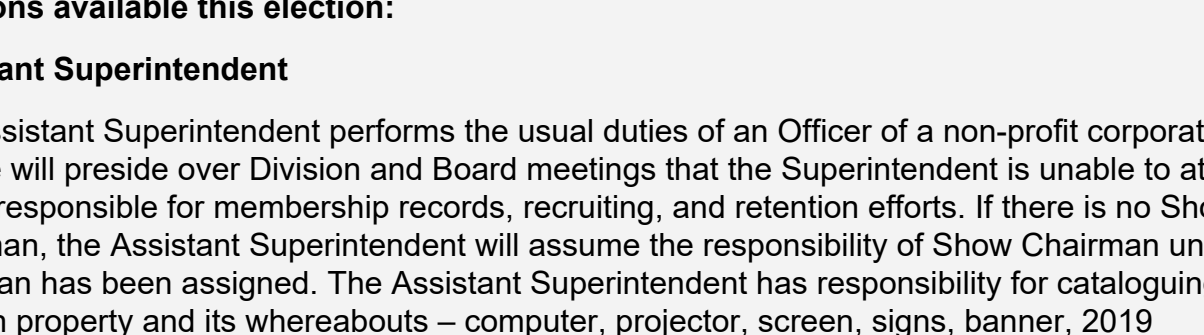


WE ARE BACK TO AN IN-PERSON MEETING!

**The October Monthly Event will held at the
 Redwood Recreation Center!
 Saturday October 16th, 2021 : 10:00 AM - Noon**

[Click Here to Return to the Table of Contents](#)

2021 Division Elections



Guidance from the By-Laws:

The Board of Directors serve a term of two full fiscal years. The Superintendent and two Directors (Seat A and Seat C) serve terms beginning the first day of odd numbered fiscal years, and the Assistant Superintendent, Treasurer, and two Directors (Seat B and Seat D) serve terms beginning the first day of even numbered fiscal years.

Eligible members may declare their candidacy for an office at any time between the opening of the October event and the close of the November event, by notifying the Election Committee of their intent. Each candidate may also submit a photo, and a 250 word (or less) candidate's statement, to be published in the issue of the Division newsletter that immediately follows the November event.

Each candidate is entitled to run for one elected office.

To be eligible to hold or run for an elected office, a candidate must reside within Division territory, be a member of the NMRA in good standing, and hold a membership classification in the NMRA that grants them the right to vote. The voting will take place on-line and at the December 18th Meeting. You may if you wish send your nominations via email to luther7664@comcast.net at the appropriate time.

A **SPECIAL ELECTION ISSUE** will be sent out on November 30, 2021 and you will have until 6:00PM December 17, 2021 to cast your vote online. At the December 18th meeting, ballots will be available to those who did not vote online. The winners will be notified and announced at the December meeting.

Positions available this election:

Assistant Superintendent

The Assistant Superintendent performs the usual duties of an Officer of a non-profit corporation. He/she will preside over Division and Board meetings that the Superintendent is unable to attend, and is responsible for membership records, recruiting, and retention efforts. If there is no Show Chairman, the Assistant Superintendent will assume the responsibility of Show Chairman until a chairman has been assigned. The Assistant Superintendent has responsibility for cataloging the division property and its whereabouts – computer, projector, screen, signs, banner, 2019 Convention Display, etc.

Treasurer

The Treasurer performs the usual duties of a Financial Officer of a non-profit corporation, presents a financial report at Board Meetings, presides over Division and Board meetings that both the Superintendent and the Assistant Superintendent are unable to attend, and develops the Division's budget for review and approval by the Board at annual meeting. The physical and financial assets of the Division are the responsibility of the Treasurer.

Board Members (2)

The Board of Directors perform the usual duties of Trustees of a non-profit corporation, and fulfill assignments made by the Board of Directors. Oversight of the Superintendent, the Assistant Superintendent, and the Treasurer is the responsibility of the Board of Directors.

Other Information

It is proposed that the top vote getter will win Board Seat B and the second top voter getter will win Board Seat D.

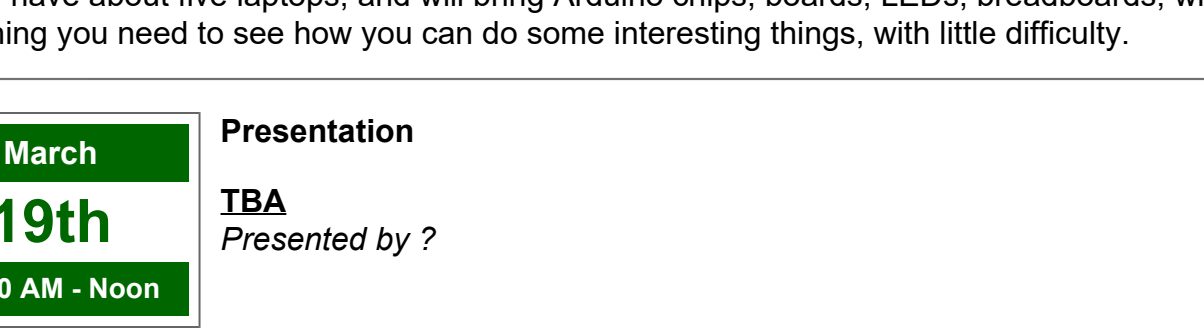
The election committee consists of **Rick Luther, Chairman** and Kevin Anderson.

If you want to run for any office, then please contact a member of the committee by November 20, 2021. Please bear in mind that this is to be a friendly election, not a duel to the death. There is much work to be done in many areas to help the division become the best it can be.

Also, it would be nice to have a few words to add below your candidacy letting the voters know who you are and why you would like to serve. Again, send it and a picture (if you like) to luther7664@comcast.net or call 801-973-7030 and please leave a message.

[Click Here to Return to the Table of Contents](#)

Learn Something New



You can always find links to our previous recorded live video clinics on our website.
 Click the link below to go directly to the website.

<https://www.northernutahnmra.org/monthly-events/past-clinics/>

October 16th 10:00AM - Noon	Presentation Layout Wiring Part 3 <i>Presented by Kevin Anderson</i> This will be the final presentation of the series on layout wiring that Kevin has given in February and June with more information on more advanced topics.
--	---

November 20th 10:00AM - Noon	Presentation Modeling Modern Passenger Service <i>Presented by Kevin Anderson</i> Everything from the history, to current and past paint schemes and equipment used around the system by Amtrak.
---	---

December 18th 10:00AM - Noon	SPECIAL MEETING! Train Day at the Discovery Gateway <i>Presented by the Northern Utah Division</i> The December meeting will be held at the Discovery Gateway in downtown Salt Lake City. This is an opportunity to share our love of the hobby with the general public and introduce the hobby with a whole new group of people.
---	--

January 15th 10:00AM - Noon	New Year Celebration and Presentation How to Build a DC/DCC Test Track <i>By Geoff Carter</i> In the spirit of the season, we would like everyone to bring a treat to share (dessert or meal-type food) and a wrapped gift for the Gift Exchange. It can be something funny or even practical that you no longer have need of. The gift should preferably be train-related but it doesn't need to be. Let's have some fun!
--	---


February 19th 10:00 AM - Noon	Presentation / Hands On Working with Arduinos <i>Presented by Mike Dean</i> We will be doing an Arduino clinic in February, and would like members to think ahead for clinic. Mike Dean will be presenting, but this clinic will require a fair amount of computer preparation. NOTE: If you do not have a computer, this is not a problem - we will bring some computers. But IF you have a laptop that you can bring to the clinic, it will help everyone. We will send details in subsequent newsletters about what how YOU can help by bringing a laptop.
--	--

The goal of this clinic will be to help members see how very tiny microcontroller chips can do REAL things. You will be provided with a tiny chip, breadboard, and some LEDs, as well as a programming cable, in return for which we need your energy, and if you want to keep the equipment, a mere \$10 for about \$25 worth of hardware! It's a no-brainer.

We will have about five laptops, and will bring Arduino chips, boards, LEDs, breadboards, wires, and everything you need to see how you can do some interesting things, with little difficulty.

March 19th 10:00 AM - Noon	Presentation TBA <i>Presented by ?</i>
---	--

April 18th 10:00 AM - Noon	Presentation Weathering <i>Presented by Dave Sealy</i> Learn the ins and outs about weathering techniques for your layout.
---	---



As the Clinic Coordinator I look at what this requires and realize we all can contribute to our clinics. I started with a sheet of plywood with my father back when I was a child and since then have done so much, especially in the last few years. We all have skills and experiences that we can share. Being retired from the Education profession also has shown me that what I have done in the past can help someone else looking for an answer. I will call upon all of you to share what you have learned, because we all have a love of trains.


Charlie Treft
 cptreft@yahoo.com
 801-543-0186

[Click Here to Return to the Table of Contents](#)

Thoughts from the Superintendent



There's so much more to this hobby than just "building trains in your basement!" Maybe you will get tired of my new saying but I am liking it! :) In this month's selfie I'm at Shay Park with a Shay on the tracks behind me! Someday I will have one but for now I'm happy that one of our club members can bring theirs to the park! And that is my dad next to me. When he comes to my niece's soccer games at halftime he wanders over to see us. Even though family members may not have the same love of trains that we do, it is still fun to share what we do with them.



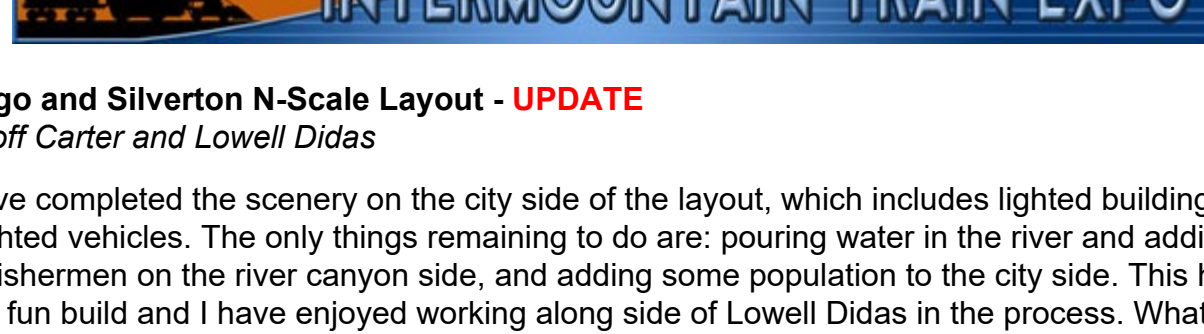
Kids – old and young – can have fun with us. It might just be a few minutes or even hours but when someone shows interest share with them! It saddens me when I read on-line how someone wasn't inviting or someone was turned away when showing interest. Let us not be like that. This is a fun hobby and it should be shared!

I like that we are meeting again and hope that all who can make it will show up. I understand if your situation does not allow it but we look forward to seeing you. Even if the clinic being presented isn't your favorite topic or it's something you already know about, come! We want your input and want to share with you. If there's anything we can do to help you let us know so we can enjoy the journey together!

Jim Wanlass, MMR #585
 Superintendent
 Northern Utah Division of the NMRA
 jamestowntrains@gmail.com

[Click Here to Return to the Table of Contents](#)

What Happened Last Month



How to Build a Quick & Easy Fleet of Track Cleaning Cars

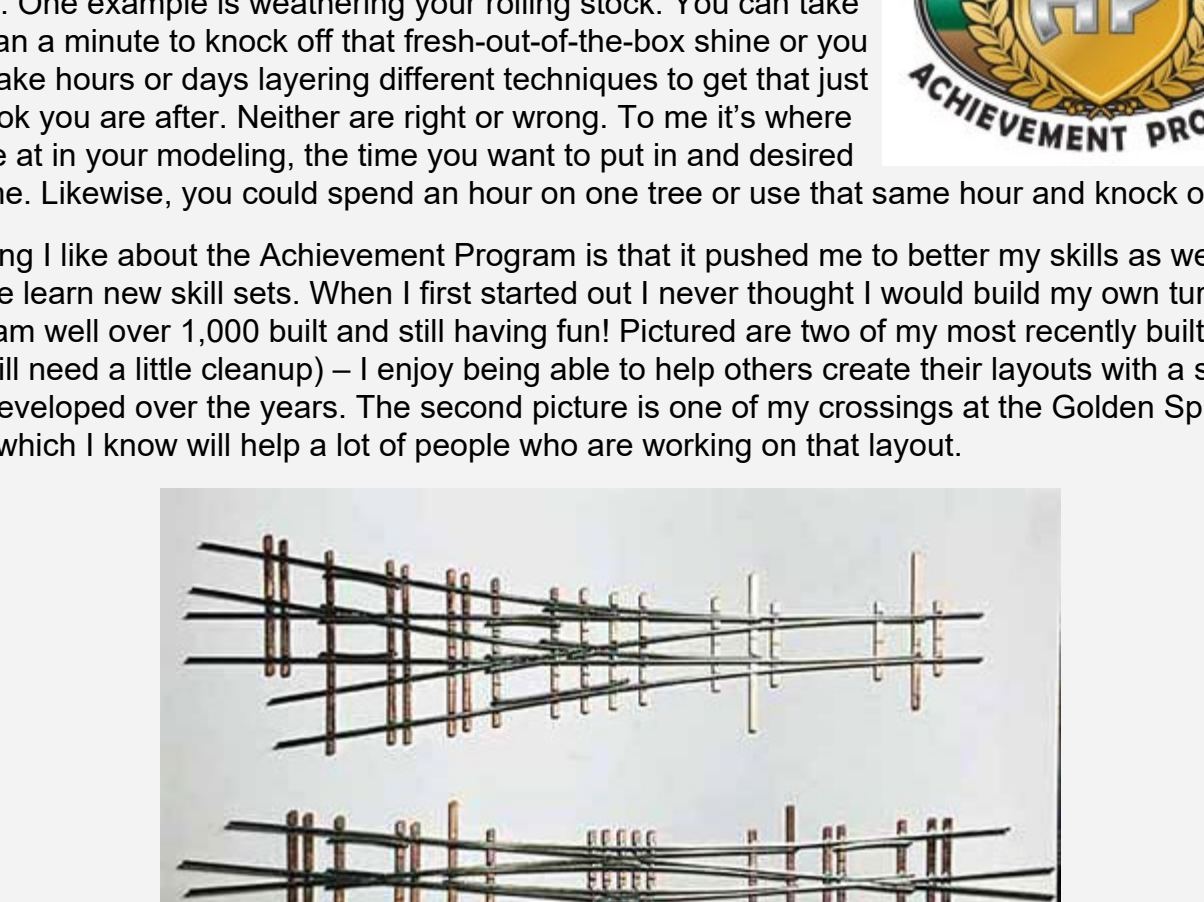
Presented by Jim Wanlass

Whether you need one or a fleet of track cleaning cars, this method is quick and easy. The hardest part of this process is gathering the materials and they are really not all that hard to get. A quick trip to your favorite Big Box or hardware store will get you all the supplies you need to complete this project in an evening.

There are many different ways to clean the tracks. Everything from expensive manufactured cars, solvents, electrical contact cleaning fluid, Bright Boys, very fine sand paper, graphite sticks and manufacturers various cleaning products. The one constant is the track needs to be kept clean.

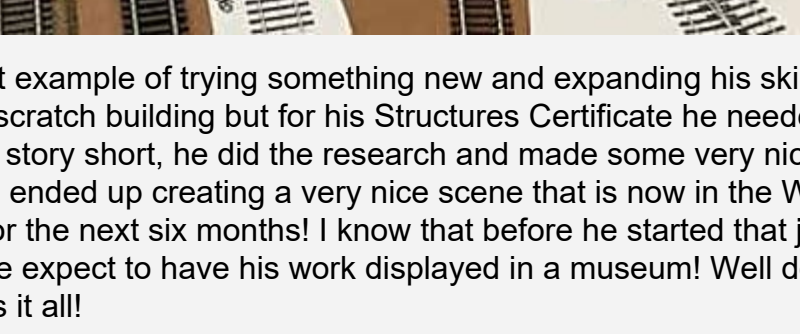
Jim provided an easy solution that help clean the track anytime you run trains on your layout. The materials needed are a freight car (a box car is the easiest to convert), 2 roofing nails, adhesive (Jim recommends 2-part epoxy), a small piece of Masonite (size will depend on the Scale you are doing) and a drill with the appropriate size drill bits (same size or slightly larger as the roofing nails). Begin by beveling the Masonite to keep it from catching on any obstructions in the track. Attach the nails to the Masonite. Measure the distance between the nails and drill holes in the floor of the car to match. Insert the pad into the holes and set the car on the track. The next time you operate your layout, include the track cleaning car into the consist. Soon you will spend more time having fun rather than finding where your locomotives are stalling out!

<https://www.northernutahnmra.org/monthly-events/past-clinics/>



[Click Here to Return to the Table of Contents](#)

2021 Intermountain Train Expo



The 2021 Intermountain Train Expo is fast approaching.

We can't put this show on by using just the few volunteers who have been working producing this show thus far. We need your help. This is an "All Hands On Deck" moment.

All members of the Northern Utah Division is NMRA should have received at least two emails from SignUpGenius encouraging you to volunteer some time to help make the Expo a success. We want you, family members, and friends to volunteer. Anyone signing up for two or more time slots will qualify for free admission to the Expo.

If you didn't get the email, the link to sign up to volunteer time to the Expo is:

<https://www.signupgenius.com/go/60b0444a9a823a4f85-2021>

If you want to volunteer a family member or friend:

- Select the time slot(s) they want.
- Hit the "Submit and Signup" button.
- Click on the "Check Box" labeled "Display an alternate name on the sign up (like a child or spouse)"
- Fill in the First and Last Name.
- Click on the "Signup Now" button.

After signing up you will get an email from SignUpGenius listing all the time slots you signed up for. Please share it with those family members and friends you signed up.

Geoff Carter
 Show Co-Chair
 801-815-6028

[Click Here to Return to the Table of Contents](#)

2021 Intermountain Train Expo Raffle Layout

Durango and Silverton N-Scale Layout - UPDATE

By Geoff Carter and Lowell Didas

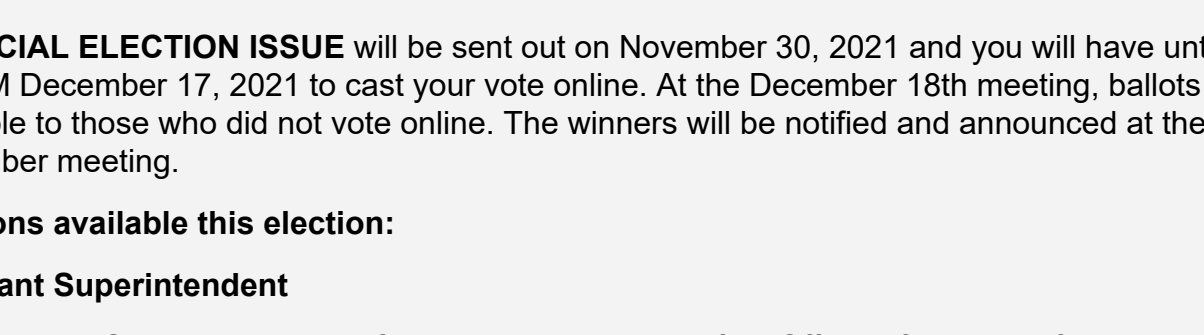
We have completed the scenery on the city side of the layout, which includes lighted buildings and four lighted vehicles. The only things remaining to do are: pouring water in the river and adding some fishermen on the river canyon side, and adding some population to the city side. This has been a fun build and I have enjoyed working along side of Lowell Didas in the process. What are your thoughts on doing another one for next year? Any volunteers to take on the task?



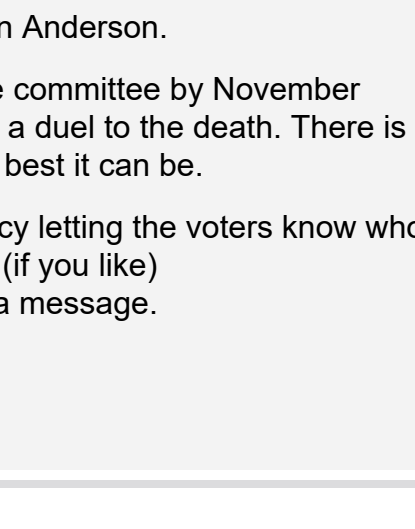
If you wish to participate, your donations can be dropped off at The Train Shoppe at Gardner Village. We need a couple of houses, a few business buildings, some sort of small industrial building, and a few automobiles. We thank the folks over at Facebook/Utah Rail Modelers who have pledged donations.

[Click Here to Return to the Table of Contents](#)

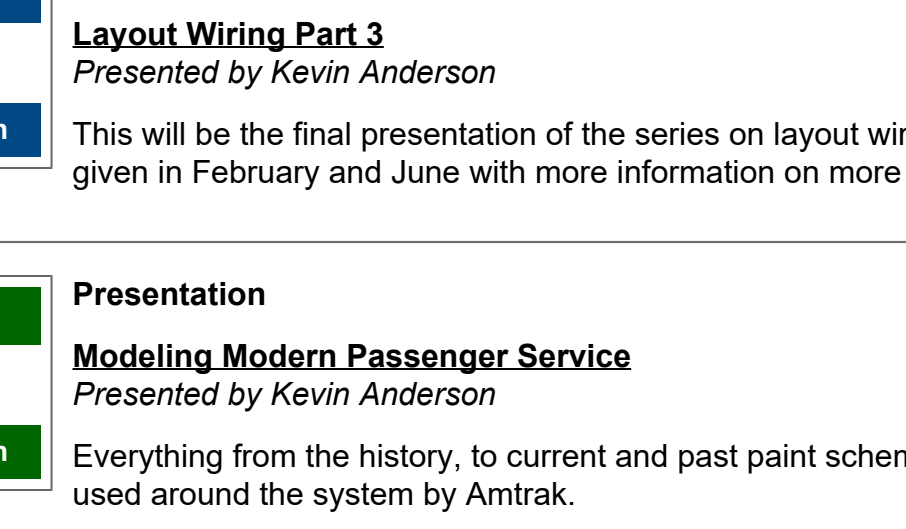
Achievement Program



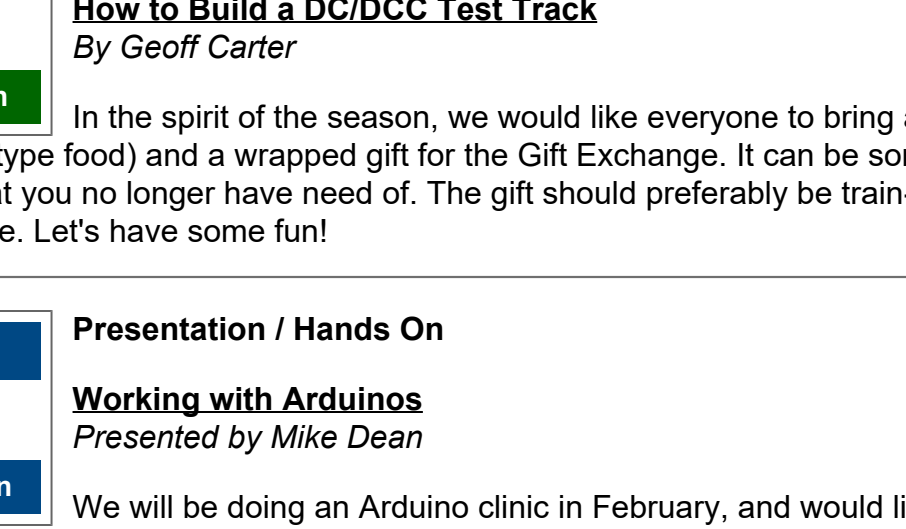
One of my favorite things about this hobby is how many different aspects there are to it! You can learn about some basic things like carpentry, electrical, painting and more. You can also dig deeper by taking those basic skills to the next level and sometimes the nth degree. One example is weathering your rolling stock. You can take less than a minute to knock off that fresh-out-of-the-box shine or you could take hours or days layering different techniques to get that just right look you are after. Neither are right or wrong. To me it's where you are at in your modeling, the time you want to put in and desired outcome. Likewise, you could spend an hour on one tree or use that same hour and knock out 20!



The thing I like about the Achievement Program is that it pushed me to better my skills as well as help me learn new skill sets. When I first started out I never thought I would build my own turnout but here I am well over 1,000 built and still having fun! Pictured are two of my most recently built ones (that still need a little cleanup) – I enjoy being able to help others create their layouts with a skill I have developed over the years. The second picture is one of my crossings at the Golden Spike Club layout which I know will help a lot of people who are working on that layout.



Kevin is another great example of trying something new and expanding his skills. I don't think he had done very much scratch building but for his Structures Certificate he needed to scratch build some buildings. Long story short, he did the research and made some very nice Merit Award winning buildings and ended up creating a very nice scene that is now in the Wendover Airbase Museum on display for the next six months! I know that before he started that journey, never in his wildest dreams, did he expect to have his work displayed in a museum! Well done, Kevin! I think the smile on his face says it all!



Do you have your own goals for your model railroad? It does not have to include the AP but for me, and others, working on the AP requirements helped me set goals, and achieve them! Until that point

I really had not done that much even though I had tried. I still have a lot to do on my model railroad but since being involved in the AP I recognize that I have done a lot and by keeping a record of it I am able to see what I have accomplished. I have also learned a lot and know there is a lot more for me to learn. Let me know how I can help. I am glad to be working with a few of you and as we work together to accomplish your goals we can enjoy the journey together!

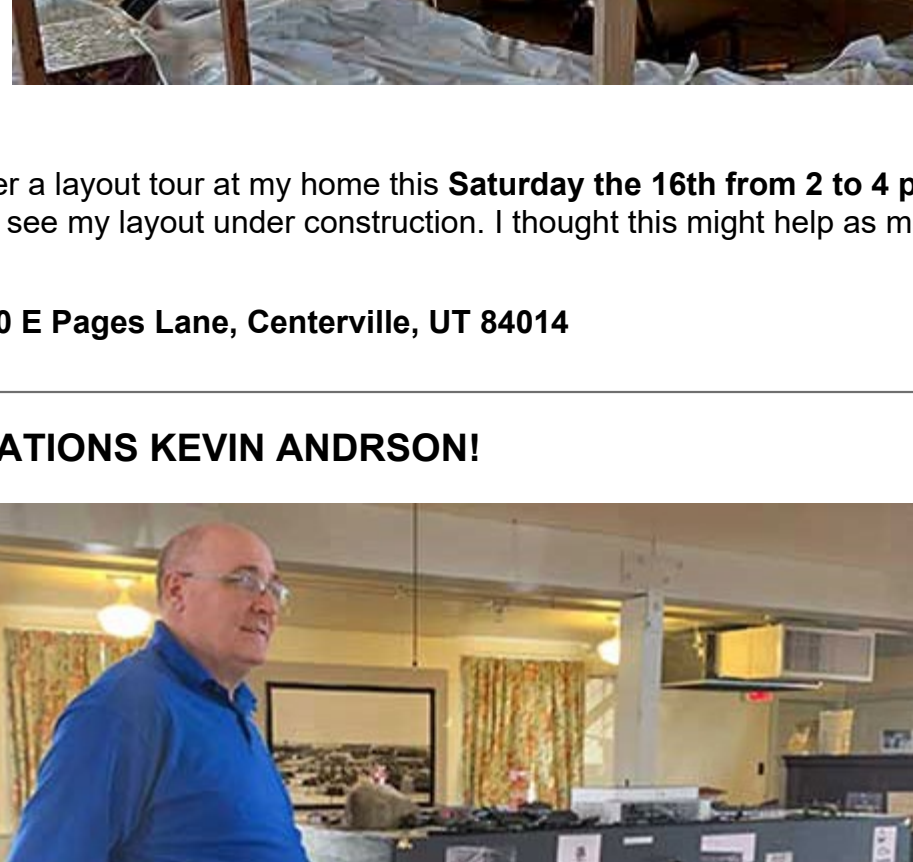
Jim Wanlass, MMR #585
AP Chairman
Northern Utah Division of the NMRA
jamestowntrains@gmail.com
[Click Here to Return to the Table of Contents](#)

Division News Items



LAYOUT TOUR!

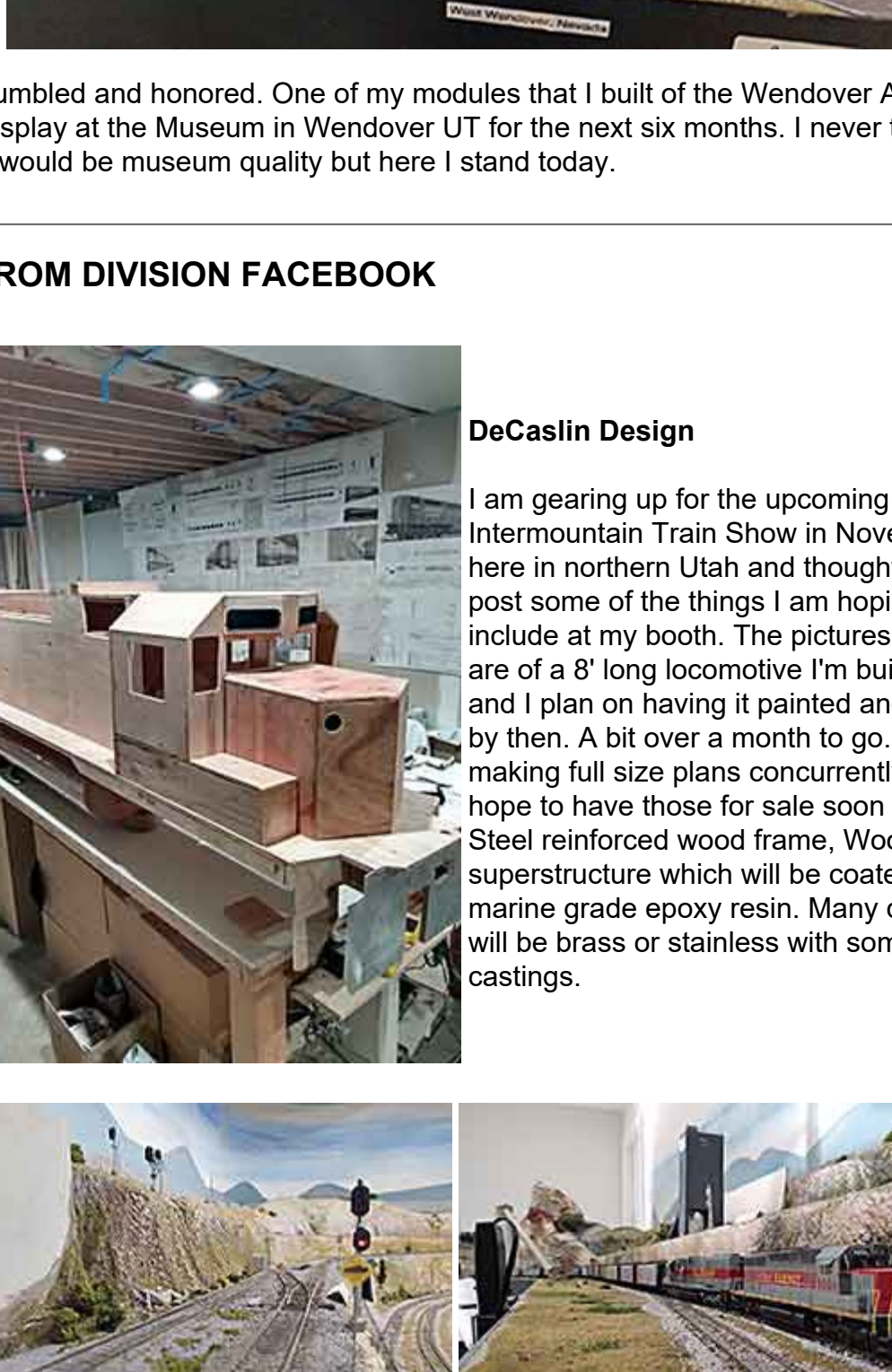
Blaine Holbrook's
Utah, Colorado and Nevada Western



I would like to offer a layout tour at my home this **Saturday the 16th from 2 to 4 pm**. I have had some requests to see my layout under construction. I thought this might help as many as would like to see it.

My address is **500 E Pages Lane, Centerville, UT 84014**

CONGRATULATIONS KEVIN ANDRSON!



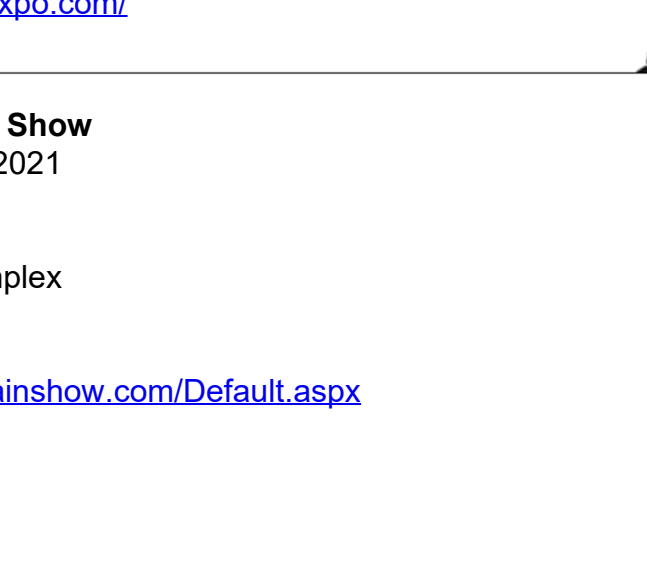
Today I feel humbled and honored. One of my modules that I built of the Wendover Airbase has been put on display at the Museum in Wendover UT for the next six months. I never thought the modeling I do would be museum quality but here I stand today.

PHOTOS FROM DIVISION FACEBOOK



DeCaslin Design

I am gearing up for the upcoming Intermountain Train Show in November here in northern Utah and thought I'd post some of the things I am hoping to include at my booth. The pictures here are of a 8' long locomotive I'm building and I plan on having it painted and ready by then. A bit over a month to go. I am making full size plans concurrently and hope to have those for sale soon as well. Steel reinforced wood frame, Wood superstructure which will be coated with marine grade epoxy resin. Many details will be brass or stainless with some resin castings.



Charles Elmore has posted some great shots of Utah/Union Pacific layout.



Ralshow 2021 **CANCELED**

October 9th & 10th
Saturday—8am to 5pm
Sunday—10am to 2 pm
Idaho Falls Rec Center
520 Memorial Drive
Idaho Falls, Idaho
For info, call Dave at 208-681-7383
That's the plan. If the world we now live in will cooperate this year!




The RCM Model Train Show

Spokane County Fair & Expo Center
404 North Havana, Spokane, WA
Sunday, October 10, 2021
9:30 am – 3:30 pm
<http://www.rivercitymodelers.org/>



Intermountain Train Expo

Northern Utah Division - NMRA
Legacy Events Center
151 South 1100 West
Farmington, UT
November 5th - 7th, 2021
Friday 3:00PM - 9:00PM
Saturday 9:00AM - 9:00PM
Sunday 9:00AM - 4:00PM
<http://intermountaintrainexpo.com/>





Rocky Mountain Train Show

November 27th - 28th, 2021
Sat 9:00 AM - 5:00 PM
Sun 9:00 AM - 3:00 PM
The Ranch Events Complex
5280 Arena Circle
Loveland, CO 80538
<https://rockymountaintrainshow.com/Default.aspx>


[Click Here to Return to the Table of Contents](#)

Notes from Golden Spike Train Club



Due to the March 18, 2020 magnitude 5.7 earthquake near SLC, the Golden Spike Train Club of 35 members was forced by SLC Corp to evacuate their 33-year location at the Warm Springs Plunge (or old 1985 Children's Museum) building at 840 N 300 West. They had built Utah's largest static club-owned H.O. DCC layout, but they basically had to abandon it with very little hope of running it again for many years. The club went on a 8-month search for a new place they could afford.

In January 2021 the 501(c)3 Golden Spike Train Club began leasing an 800-square-foot upstairs "storage" room from the Sugar Space Arts Warehouse at 132 South 800 West, Salt Lake City. But this is only temporary while they begin building a new H.O. FIXED-MODULAR model railroad layout. This room can't accommodate community open houses which they were doing monthly. But by end of 2022 they plan to move next door to a ground-floor 2,000 square foot climate-controlled room which can accommodate open houses and even some special-event train shows at the same Sugar Space Arts Warehouse. They then could welcome local NMRA events with other clubs and vendors on special weekends. But the rent on this new room will be about 4 times the current lease-agreement rent. So they are looking for new members (dues are \$20/month).

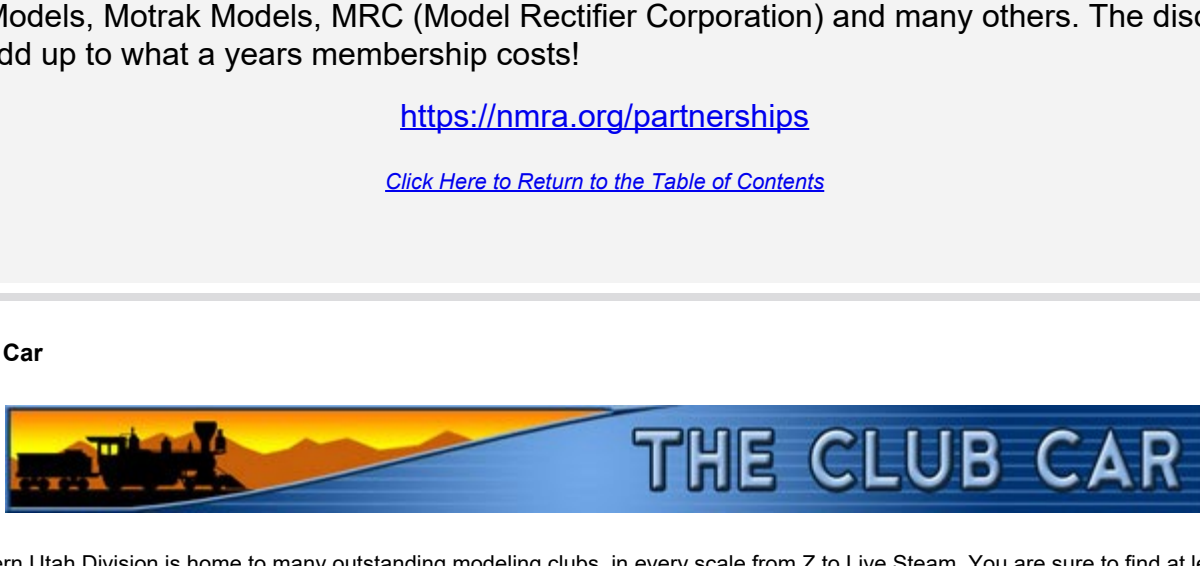


Message them at <https://www.facebook.com/GoldenspikeTrainClub/>

Please help out this 53-year-old club to build up savings for their upcoming larger rental space: When purchasing items from Amazon, please use the link "smile.amazon.com" instead of just "amazon.com", and when picking your charity search for "Golden Spike Train Club of Utah" in the "Arts & Culture" category (or use the link below). Amazon will send GSTC 0.5% of each of your purchases, without increasing the cost of your purchase at all.

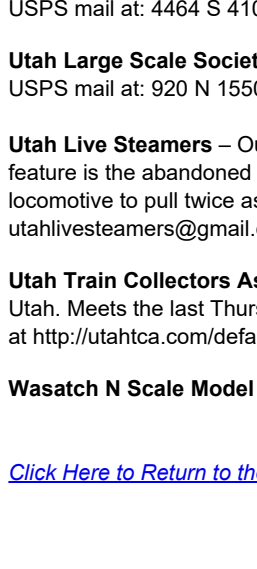
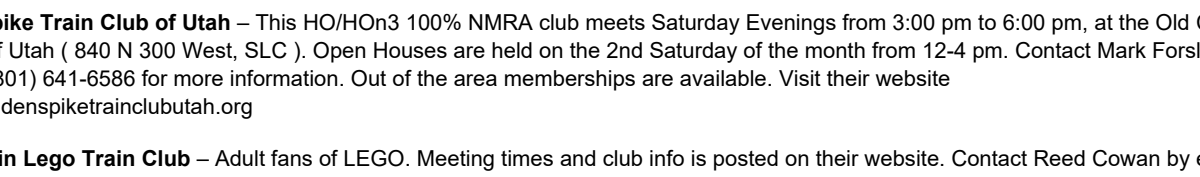
THANK YOU!

smile.amazon.com/ch/46-5225285



[Click Here to Return to the Table of Contents](#)

South Weber Club Model Railroad Club



Join us at Canyon Meadows Park (631 Petersen Pkwy, South Weber, Utah) for train rides around the park! We're adding new train ride days! We plan to begin running trains, in the evening, on the first Monday of the month going through September! We need your help deciding what time to start these rides. We plan to end these rides at 8 pm. Bring your friends and family and be ready for fun!

If you currently are, or recently have been, showing flu-like/covid like symptoms we ask that you please stay home, this is a monthly event.

Due to eased Covid restrictions we are no longer using social distancing train cars. This means lines will be shorter and trains will be at full capacity! Masks are welcomed, but not required.


As always, the train rides are free but donations are greatly appreciated to maintain the trains and expand the track. Especially this year as we are way behind on donations for our insurance next year! Bring your friends and family and be ready for fun!

Visit our website at <http://southweberrr.webs.com/>

Visit our Facebook page at <https://www.facebook.com/SouthWeberRailroad/>

[Click Here to Return to the Table of Contents](#)

NMRA National Convention News



SAVE THE DATE!




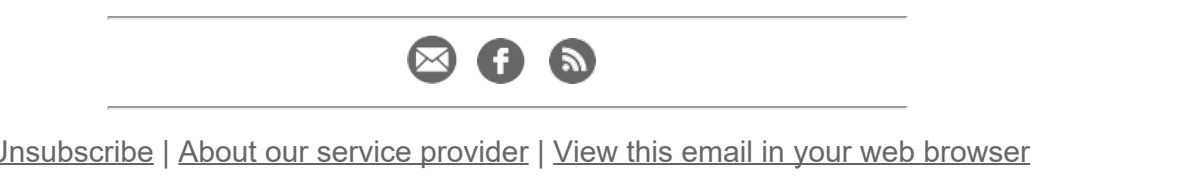
2022 NMRA National Convention and National Train Show
WHEN: Sunday, August 7, 2022 thru Monday, August 15, 2022
WHERE: St. Louis, MO

The 2022 Convention Committee from host Gateway Division NMRA is hard at work planning a great experience for everyone! Check out their website for more details!

https://www.eventsquid.com/event.cfm?preview&event_id=13724

[Click Here to Return to the Table of Contents](#)

Newsletter Archive



Catch up on all the past issues of the Division Newsletter the "Promontory Post" on the division website. There is a multitude of information about our past clinics, photos from layout tours, conventions, train shows, links to interesting information and the chance to get to know our fellow members. Just click the button below and learn more!



[Click Here to Return to the Table of Contents](#)

NMRA Membership Renewal

Just a reminder for everyone to check their expiration date on membership NMRA cards. Please don't let them lapse! You should receive a membership renewal form in the mail months before your expiration. If you can't find it or didn't get it, you can always go on-line and renew there. Below is the link to NMRA website page.

<https://nmra.org/membership-application-and-renewal>

Also check NMRA home page for membership discounts through the NMRA Partnership Program. You can get discounts at over 30 vendors including Micro-Mart, Green Frog Productions, MinuteMan Scale Models, Motrak Models, MRC (Model Rectifier Corporation) and many others. The discounts could add up to what a models member costs!

<https://nmra.org/partnerships>

[Click Here to Return to the Table of Contents](#)

The Club Car

The Northern Utah Division is home to many outstanding modeling clubs, in every scale from Z to Live Steam. You are sure to find at least one of them that will meet your needs, so drop them a line and join the fun!

Contact information here. Just send us the name of your club, the scales you support in your club, and how prospective members may include your club.

Color Country Model Railroad Club – This multi-scale club is located in the Southern Utah Division in St. George, Utah. Contact Dave Merrill by email at: professordavemerrill@gmail.com. Visit their website at <http://colorcountrytrains.org/sud/>

Color Country T-Trak Club - This N Scale club, located in the Southern Utah Division in St. George, Utah, uses the T-Trak modular system. Contact the club by email at: ColorCountryTTrak@gmail.com. Visit their website at <http://www.cctc.org>

Golden Spike American Flyer Train Club – This S scale club meets the third Friday of each month at various club member homes. Their newsletter contains the time and place. Call Jim Buckley by phone at: (801) 252-1921 or by email at: jamesbuckley7@comcast.com. Visit their website at <http://www.gsafc.com/about.htm>

Golden Spike Train Club of Utah – This HO/HOn3 100% NMRA club meets Saturday Evenings from 3:00 pm to 6:00 pm, at the Old Children's Museum of Utah (840 N 300 West, SLC). Open Houses are held on the 2nd Saturday of the month from 12-4 pm. Contact Mark Forslund by phone at (801) 641-6586 for more information. Out of the area memberships are available. Visit their website at <http://www.goldenspikeinclubutah.org>

Great Basin Lego Train Club – Adult fans of LEGO. Meeting times and club info is posted on their website. Contact Reed Cowan by email at: gbltc@aol.com. Visit their website at <http://greatbasinlco.uthahug.org/>

HOn3 Club of Northern Utah – Specializing in local narrow gauge railroads in HOn3, this group meets informally and has a layout in Grantsville. Contact Fred Voelcker by email at: fred.voelcker@gmail.com

Hostlers Model Railroad Club – This Multi-scale club, including live steam, meets the 3rd Wednesday of every month at Ogden's historic Union Station. Contact Mike Murphy by USPS mail at: 752 W 4375 South, Rivdale, UT 84405 or by phone at: (801) 394-4952. Visit their website at <http://hostlers.org>

O Scale Guys – An O and On3 scale club. Contact Steve Strebel by phone at: (801) 973-0367.

Ophir, Tintic and Western – This 100% NMRA club models in HO and N and meets at the SCERA Theater Boardroom (745 South State Street, Orem) at 7:00 pm on the 3rd Thursday of every month. Contact Larry Carter by email at larry_carter@msn.com or by phone at (801) 446-8161. Visit their website at <http://www.otwtrainclub.com/>

Railway & Locomotive Historical Society (Golden Spike Chapter) – An historically oriented group of researchers and preservationists, the Golden Spike chapter of the R&LHS meets every second Tuesday at noon at Two Bit Street Cafe on 25th Street in Ogden and is presently in the midst of the restoration of the D&RGW #223. Visit their website at <http://www.save23.org>

South Weber Model Railroad Club – This 1-1/2" club runs trains every 3rd Saturday & Sunday at South Weber Canyon Meadows Park. I-84 exit #85, two blocks south, two blocks east. Visit their website at <http://southweberrr.webs.com/>

Utah Free-MO – A travelling HO Modular group conforming to the Free-MO standard. Contact Mike Nelson by email at: i_m_loco@hotmail.com

Utah Free-moN – We subscribe to the N scale Free Mo standards. You can find us on Facebook at Utah Free-moN.

Utah Garden Railway Society – A "G" scale group dedicated to the art of Garden Railways. Contact Lynn Stringham, President (UGRS) by USPS mail at: 4464 S 4100 West, West Haven, UT 84401

Utah Large Scale Society – A G scale group that meets in various member's homes. Contact Stan Hagen by phone at: (801) 546-4085 or by USPS mail at: 920 N 1550 East, Layton, UT 84040

Utah Live Steamers – Our railroad is at Shady Park, 400 West Aspen Hills Blvd, Saratoga Springs, UT which encompasses 12 acres. The key feature is the abandoned railroad grade of the Salt Lake & Western Railroad. Our track gauge is 7.5" and we have a new, beautiful 1/6" scale locomotive to pull twice as many cars as before. Rides are 1st and 3rd Saturday of the Summer months. Contact Mike at utahlivesteamers@gmail.com or watch Facebook for event listings. <https://www.facebook.com/crmr260/>

Utah Train Collectors Association – Primarily 3-rail O gauge, though other scales are represented. Promotes model railroading in Northern Utah. Meets the last Thursday of each month. Contact Kent Silver (Club President) by email at: webmaster@utahntca.com. Visit their website at <http://utahntca.com/default.htm>

Wasatch N Scale Model Railroad Club – For contact info visit their website at wasatchscale.org

[Click Here to Return to the Table of Contents](#)

Division Officers and Volunteers

Northern Utah Division Officers

Superintendent:	Jim Wanlass
Assistant Superintendent:	Daland Speirs
Treasurer:	Blaine Holbrook
Board of Director:	Kevin Anderson
Board of Director:	Rex Bailey
Board of Director:	Mike Dean
Board of Director:	Michael Harris
Committee Positions	
Advertising/Marketing:	Steve Moore
Show Chairman:	Geoff Carter
Achievement Program:	Jim Wanlass
Clinic Coordinator:	Charlie Treft
Layout Tours:	Bob Gerald
Division Librarian:	Robert Arnesen
Secretary:	Carolyn Chase
Newsletter Editor:	Rick Luther
Membership Chair Person:	Cindy Lund

[Click Here to Return to the Table of Contents](#)

Come Join us for Fun, Learning and Fellowship

Utah's center for model railroading excellence!

Join us every third Saturday at the
Redwood Recreation Center

3060 Lester Street
West Valley City, UT 84119

from 10:00 AM to Noon

[Click Here to Return to the Table of Contents](#)