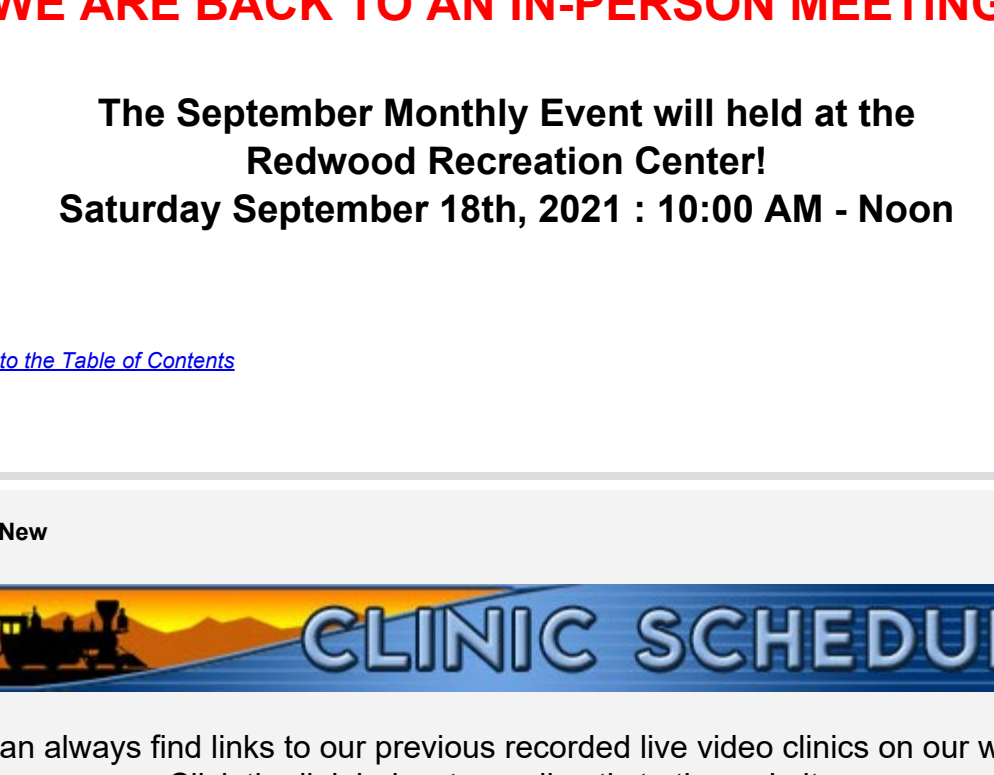


In This Issue (Click title to read the article)

[Meeting Location Update](#)
[Clinic Schedule](#)
[Thoughts from the Superintendent](#)
[What Happened Last Month](#)
[Member Spotlight](#)
[2021 Intermountain Train Expo](#)
[2021 Train Expo Raffle Layout](#)
[Achievement Program](#)
[Division News](#)

[Notes from Golden Spike Train Club](#)
[South Weber Model Railroad Club](#)
[NMRA National Convention News](#)
[Newletter Archive](#)
[NMRA Membership Renewal](#)
[The Club Car](#)
[Division Officers and Volunteers](#)
[Meeting Information](#)

Meeting Location Update

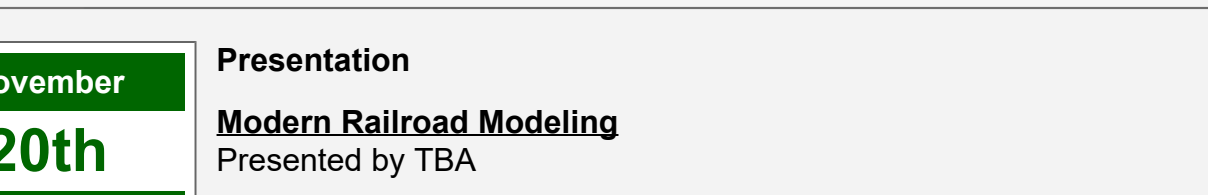


WE ARE BACK TO AN IN-PERSON MEETING!

The September Monthly Event will held at the
Redwood Recreation Center!
Saturday September 18th, 2021 : 10:00 AM - Noon

[Click Here to Return to the Table of Contents](#)

Learn Something New



You can always find links to our previous recorded live video clinics on our website.
Click the link below to go directly to the website.

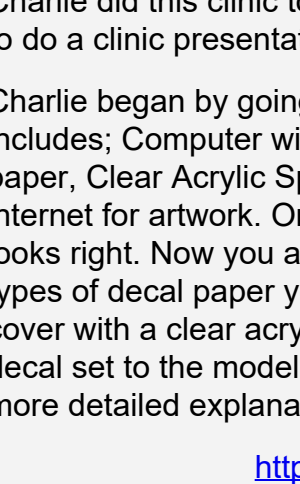
<https://www.northernutahnmra.org/monthly-events/past-clinics/>

September 18th 10:00AM - Noon	Presentation Hands-on How to Build a Quick & Easy Fleet of Track Cleaning Cars <i>By Jim Wanlass</i> Whether you need one or a fleet of track cleaning cars, this method is quick and contribute to our clinics. I started with a sheet of plywood with my father back when I was a child and since then have done so much, especially in the last few years. We all have skills and experiences that we can share. Being retired from the Education profession also has shown me that what I have done in the past can help someone else looking for an answer. I will call upon all of you to share what you have learned, because we all have a love of trains.
---	---

October 16th 10:00AM - Noon	Presentation Layout Wiring Part 3 <i>Presented by Kevin Anderson</i> This will be the final presentation of the series on layout wiring that Kevin has given in February and June with more information on more advanced topics.
---	---

November 20th 10:00AM - Noon	Presentation Modern Railroad Modeling Presented by TBA Learn about modeling modern railroads
--	---

December 18th 10:00AM - Noon	Gift Exchange / Christmas Party <i>Presented by Jim Wanlass</i> In the spirit of the season, we would like everyone to bring a treat to share (dessert or meal-type food) and a wrapped gift for the Gift Exchange. It can be something funny or even practical that you no longer have need of. The gift should preferably be train-related but it doesn't need to be. Let's have some fun!
--	---



As the Clinic Coordinator I look at what this requires and realize we all can contribute to our clinics. I started with a sheet of plywood with my father back when I was a child and since then have done so much, especially in the last few years. We all have skills and experiences that we can share. Being retired from the Education profession also has shown me that what I have done in the past can help someone else looking for an answer. I will call upon all of you to share what you have learned, because we all have a love of trains.

Charlie Treft
cptreft@yahoo.com
801-543-0186

[Click Here to Return to the Table of Contents](#)

Thoughts from the Superintendent



There's so much more to this hobby than just "building trains in your basement!" I use that phrase yet again. I not only went to Evanston but went twice in two weeks! First for the largest Free-moN event in North America and then for the Mountain States Free-mo meet. Both events I met new people that I hope to meet again at future events! It's fun being around others who are passionate about trains, many more so than I am, believe it or not!



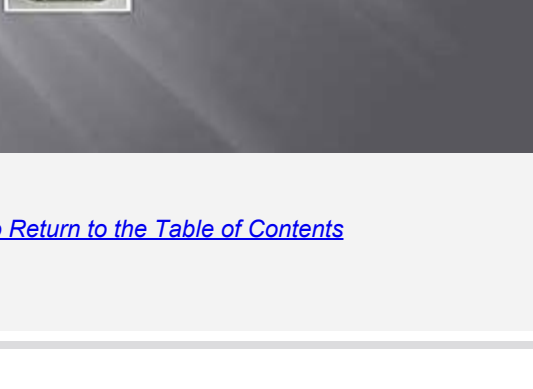
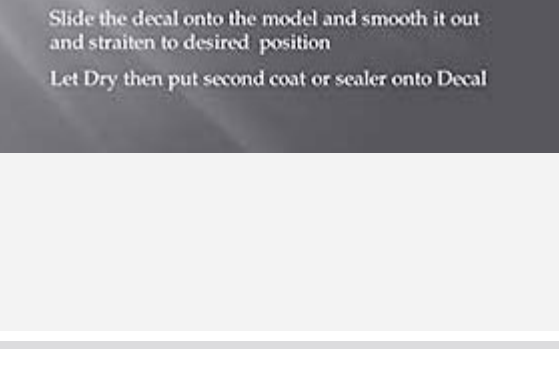
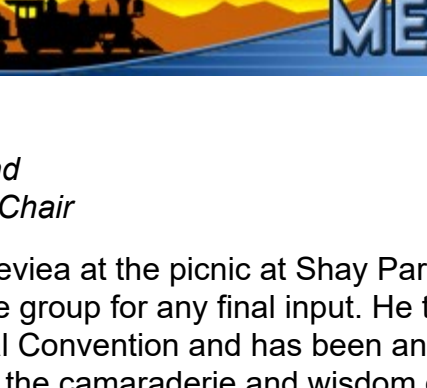

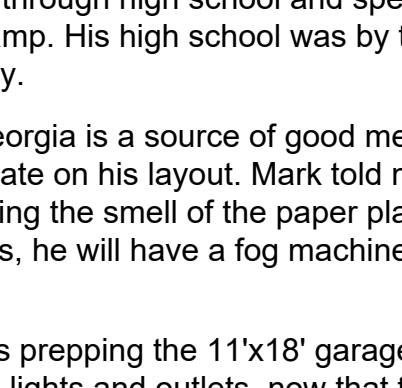
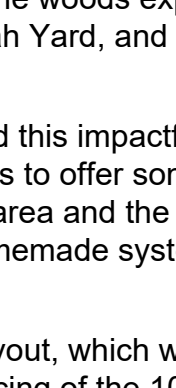
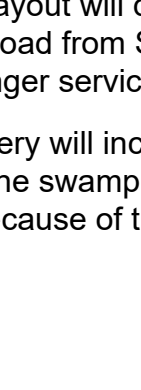
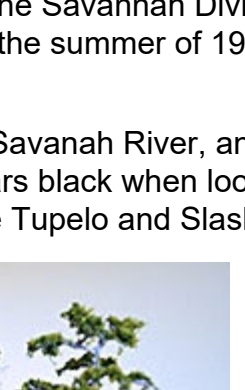
There are similarities between HO and N scale Free-mo/Free-moN as well as differences. One great thing is that it doesn't matter whether or not you have a home layout, you can still participate. A benefit with this format is the camaraderie with fellow modelers as well as learning to work together for a common goal. Sometimes it requires patience and even the occasional apology. In the end, however, it is always great fun! It may not be for everyone but that's the great thing about this hobby there are a variety of options and ways in which to enjoy it.

Whichever way you "model railroad" have fun with it! Keep advancing yourself in the hobby and include other people where appropriate. If you haven't done that yet you will find out it will give you another level of fun. Come meet with us if you can so we can enjoy the journey together!

Jim Wanlass, MMR #585
Superintendent
Northern Utah Division of the NMRA
jamestowntrains@gmail.com

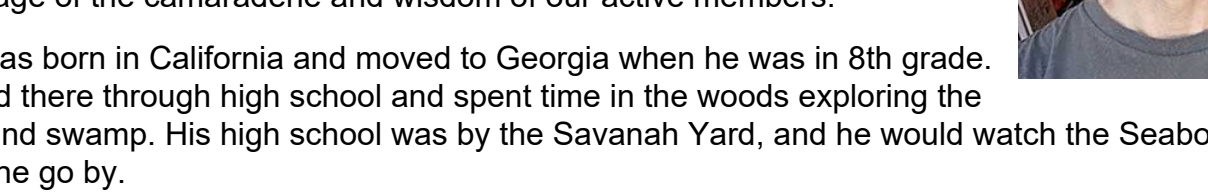
[Click Here to Return to the Table of Contents](#)



How to make Decals <i>Presented by Charlie Treft</i> Charlie did this clinic to learn a new skill in Model Railroading. This idea is a great way for modelers to do a clinic presentation while learning something new and helping the rest of us. Charlie began by going over the basic equipment that is required to produce you own decals. This includes: Computer with a printer (Ink Jet or Laser), Microsoft office or an equivalent program, Decal paper, Clear Acrylic Spray and Micro-Set or Micro-Sol. Next create your artwork. You can scour the internet for artwork. Once your artwork is ready, test your decal on regular paper to make sure it looks right. Now you are ready to print. Charlie provided many different examples of the different types of decal paper you can purchase. Now that you have your decals printed, allow it to dry and cover with a clear acrylic spray. Use quality cutting tools to cut your decals out of the sheet. Apply decal set to the model surface. Allow time to dry and cover again with the clear acrylic spray. For a more detailed explanation, look on the Northern Utah website for the pdf of this presentation. https://www.northernutahnmra.org/monthly-events/past-clinics/	SO YOU WANT TO MAKE DECALS! Decals 101
	
 <p>Some examples from Amazon</p>	
<p>Let your Decal paper sit on the output tray for no less than FIVE(5) Minutes</p>  <p>The ink needs to dry and moving it will smear and crack it</p>	 <p>You can find all these at any Hard Goods Store Like Wal-Mart, Target, Lowes, Home Depot, Michael's, and Hobby Lobby</p>
<p>Cut your Decals so as to make them fit on your project</p> 	<p>Using a Decal Set</p>  <p>Micro Set and Micro Sol are a two step prep and finisher for placing Decals on Models</p>
<p>Using a Decal Set</p>  <p>Testors Decal Set is my Preference as it is one product to use before and after you set your Decal on your model.</p>	 <p>Clean with Soap and water the model you want to place the decal Dry the area Cover the area with a coat of sealer Place the Decal in a bath of water for 1 to 5 seconds Slide the decal onto the model and smooth it out and straiten to desired position Let Dry then put second coat or sealer onto Decal</p>

[Click Here to Return to the Table of Contents](#)

Member Spotlight



Mark Revia
By Cindy Lund
Membership Chair

I met Mark Revia at the picnic at Shay Park. He had the plans for his layout to share with the group for any final input. He told me he joined the division at the 2019 National Convention and has been an active member ever since, taking advantage of the camaraderie and wisdom of our active members.


Mark was born in California and moved to Georgia when he was in 8th grade. He lived there through high school and spent time in the woods exploring the creek and swamp. His high school was by the Savannah Yard, and he would watch the Seaboard Coastline go by.

The time in Georgia is a source of good memories and this impactful period of his youth is what he hopes to recreate on his layout. Mark told me he wants to offer something for each of the five senses, including the smell of the paper plants in the area and the fog that often blanketed the landscape. Yes, he will have a fog machine and a homemade system to recreate the smell he remembers.

Currently, he is prepping the 11'x18' garage for the layout, which will take up the entire space. Next, he'll add some lights and outlets, now that the resurfacing of the 100-year-old floor is complete. Before the layout work begins this winter, he will add insulation, drywall, and finishing touches.

The HO layout will depict the Columbia Subdivision of the Savannah Division of the Seaboard Coast Line Railroad from Savannah to Columbia. The time is the summer of 1970, which was the last year of passenger service before Amtrak took over.

The scenery will include swamps, lowland forests, the Savannah River, and Ebenezer Creek. The water in the swamp is a reddish coffee color that appears black when looked across from a distance. This is because of the Cypress trees, which will join the Tupelo and Slash Pines on the layout.



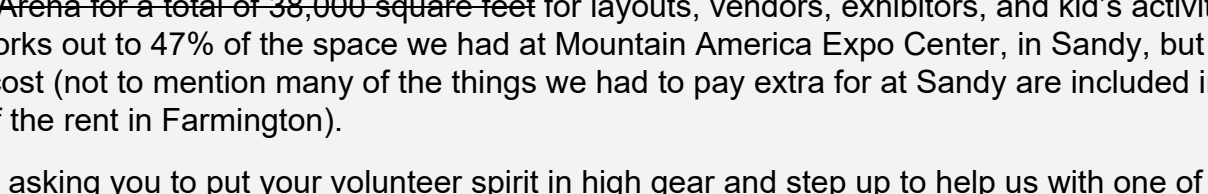
The layout will have three levels, with Savannah on level 1 and Columbia on level 3. To accomplish the levels, Mark will utilize a helix which will be scenic. The goal is to have the whole thing done in five years.

He has been a member of the division's Construction Crew for the last few months and has learned techniques by watching and applying them himself. The Crew is anxious to help him with his layout, and this keeps him motivated.

Mark worked for Southern Pacific and then Union Pacific as a switchman and conductor out of Roper, Ogden, Grand Junction. He went on to other jobs as a now retired. He is Chief Financial Officer & Editor for Promontory Chapter. He recently renamed the newsletter Hand Signs.

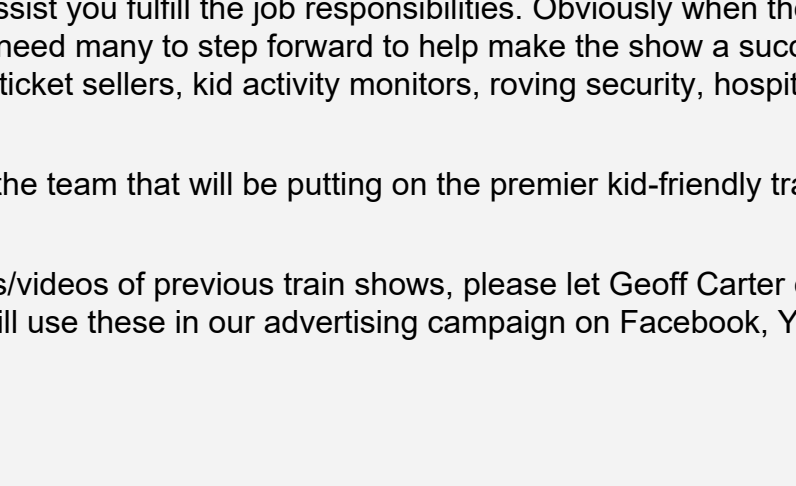
[Click Here to Return to the Table of Contents](#)

2021 Intermountain Train Expo



IMPORTANT UPDATE!

As you may have heard, right after the Evanston Train Show, we were offered the use of the Arena Building, which gives us more room and all under one roof. We immediately notified everyone concerned of the change in plans and began the process of working out the new floor plan. At this point in time, we have been shunted back to the three smaller buildings from the much larger Arena Building. The reason given was the Davis County Health Department was commandeering the Arena Building in order to administer drive thru COVID Booster Shots. Contact with the Davis County Health Department revealed that they were waiting on a meeting held by the CDC this week to find out what the Booster Shot protocol and plans are going to be. All participants (layouts, vendors, exhibitors) have been notified of this second change in plans. We hope that the citizenry of Utah and surrounding environs will do the smart thing and do their part to lessen the effects of COVID and save the train show from the threat of being canceled outright or becoming a super spreader event.



The Northern Utah Division of the NMRA will be hosting its annual train show on Nov 5th, 6th, and 7th this year (Covid-19 permitting). We have acquired the Legacy Event Center, in Farmington, ~~Indoor Arena for a total of 38,000 square feet~~ for layouts, vendors, exhibitors, and kid's activities. That works out to 47% of the space we had at Mountain America Expo Center, in Sandy, but at 35% of the cost (not to mention many of the things we had to pay extra for at Sandy are included in the price of the rent in Farmington).

We are asking you to put your volunteer spirit in high gear and step up to help us with one of the following committees:

- Show Co-Chair
- Facilities
- Layouts
- Vendors
- Marketing/Advisement
- Hospitality
- Volunteer Coordinator

We need help in these areas today to get things organized and moving. We also need ideas to make the show even better even though it will be smaller. These jobs should not take more than an hour or two each week for now, but more as we get closer to the show dates. You are free to ask anyone you care to assist you fulfill the job responsibilities. Obviously when the days of the actual show arrives, we will need many to step forward to help make the show a success, such as set-up and take-down crew, ticket sellers, kid activity monitors, roving security, hospitality room host(ess), and etc.


Call me today to join the team that will be putting on the premier kid-friendly train show of the Intermountain West.

If anyone has pictures/videos of previous train shows, please let Geoff Carter or Blaine Holbrook know soonest. We will use these in our advertising campaign on Facebook, YouTube, Twitter, etc.

Geoff Carter
Show Co-Chair
801-815-6028

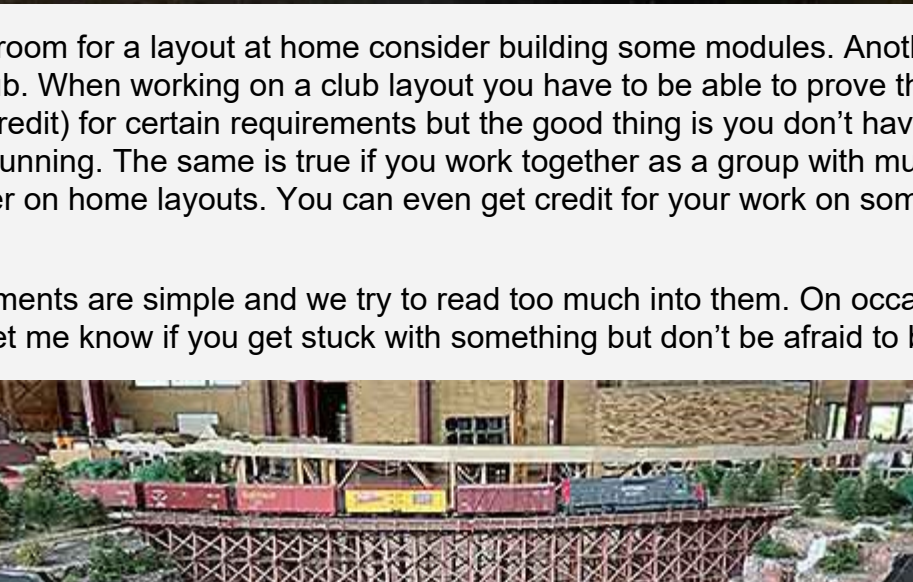
[Click Here to Return to the Table of Contents](#)

2021 Intermountain Train Expo Raffle Layout



Durango and Silverton N-Scale Layout - UPDATE
By Geoff Carter and Lowell Didas

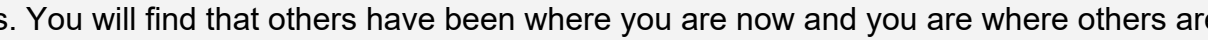
We have completed the scenery on the city side of the layout, which includes lighted buildings and four lighted vehicles. The only things remaining to do are: pouring water in the river and adding some fishermen on the river canyon side, and adding some population to the city side. This has been a fun build and I have enjoyed working along side of Lowell Didas in the process. What are your thoughts on doing another one for next year? Any volunteers to take on the task?



If you wish to participate, your donations can be dropped off at The Train Shoppe at Gardner Village. We need a couple of houses, a few business buildings, some sort of small industrial building, and a few automobiles. We thank the folks over at Facebook/Utah Rail Modelers who have pledged donations.

[Click Here to Return to the Table of Contents](#)

Achievement Program



The other week someone asked if they could earn their MMR with the Free-mo. What do you think my answer was? It was YES, of course! By taking that thought further, you don't even need a layout. There are certain elements and/or requirements that might make it easier to have a layout and/or modules but not absolutely necessary.

At the last Free-mo event I was at, one group had signs on their modules with their names and where they were from and occasionally other information. I found it interesting that one had a miniature print out of his Golden Spike Award. It was a cool reminder that there are creative ways to achieve that award. I used three different display modules to earn mine. The Golden Spike Award does require some scenery.

If you don't have room for a layout at home consider building some modules. Another option is belonging to a club. When working on a club layout you have to be able to prove that you did the work (to get the credit) for certain requirements but the good thing is you don't have to do everything to get the layout running. The same is true if you work together as a group with multiple people helping each other on home layouts. You can even get credit for your work on someone else's layout.

Often the requirements are simple and we try to read too much into them. On occasion they are a little confusing. Let me know if you get stuck with something but don't be afraid to be creative.

Here is an example of being creative. Building a bridge is a requirement for the Structures Certificate and here is a great one on a Free-mo module. Most modules do not have such massive ones, and don't need to, but the owner of this module I'm sure enjoyed building it!

Have fun with whatever you are doing, be creative and involve others. I have found getting feedback from others along the way, not just at the end when you are done, is very helpful in the building process. You will find that others have been where you are now and you are where others are going

so as we work with each other we can enjoy the journey together!

Jim Wanlass, MMR #585

AP Chairman

Northern Utah Division of the NMRA

jameslowntrains@gmail.com

[Click Here to Return to the Table of Contents](#)

Division News Items

DIVISION NEWS ITEMS

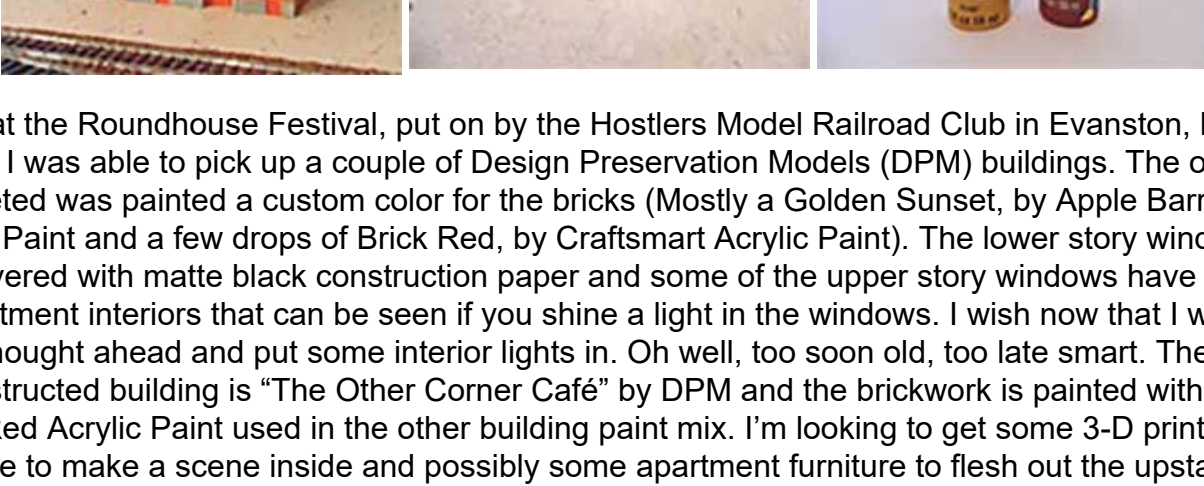

RIP David Clarke



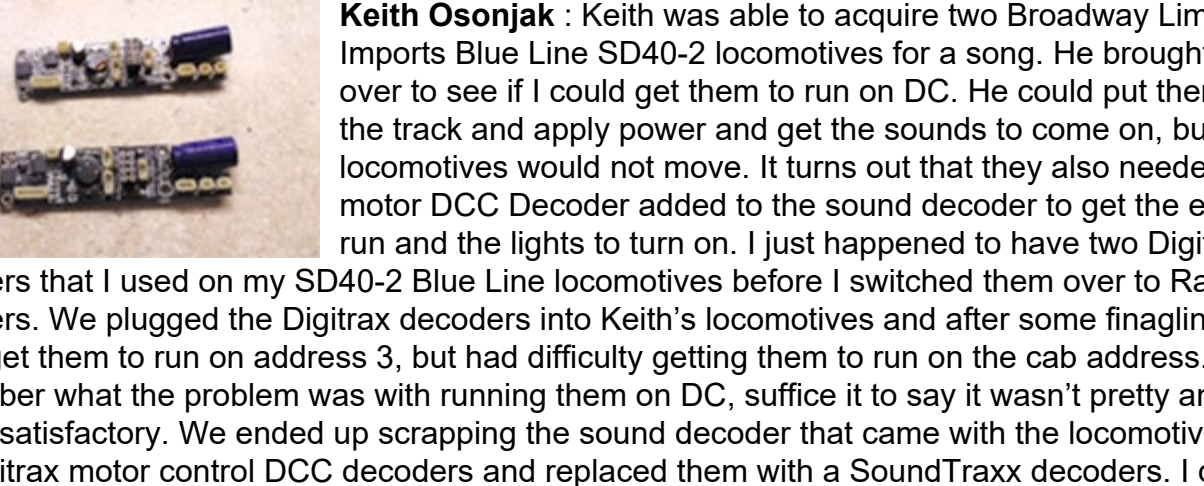
It is with great sadness to announce that one of our past members passed away from Covid-19. He will be missed by many who knew him. David, thanks for the train memories we shared at the Golden Spike Train Club of Utah! He was such a excellent modeler. He will be missed!

Free-moN 2021

The Northern Utah Division was well represented at last Fee-moN meet in Evanston.



DPM Builds on Geoff Carters Layout



While at the Roundhouse Festival, put on by the Hostlers Model Railroad Club in Evanston, last month, I was able to pick up a couple of Design Preservation Models (DPM) buildings. The one completed was painted a custom color for the bricks (Mostly a Golden Sunset, by Apple Barrel Matte Acrylic Paint and a few drops of Brick Red, by Craftsmart Acrylic Paint). The lower story windows are covered with matte black construction paper and some of the upper story windows have photos of apartment interiors that can be seen if you shine a light in the windows. I wish now that I would have thought ahead and put some interior lights in. Oh well, too soon old, too late smart. The unconstructed building is "The Other Corner Café" by DPM and the brickwork is painted with the Brick Red Acrylic Paint used in the other building paint mix. I'm looking to get some 3-D printed café furniture to make a scene inside and possibly some apartment furniture to flesh out the upstairs apartments (or perhaps offices).

Helping Others


by Geoff Carter



Keith Osonjak : Keith was able to acquire two Broadway Limited Imports Blue Line SD40-2 locomotives for a song. He brought them over to see if I could get them to run on DC. He could put them on the track and apply power and get the sounds to come on, but the locomotives would not move. It turns out that they also needed a motor DCC Decoder added to the sound decoder to get the engine to run and the lights to turn on. I just happened to have two Digitrax decoders that I used on my SD40-2 Blue Line locomotives before I switched them over to RailPro decoders. We plugged the Digitrax decoders into Keith's locomotives and after some finagling, we could get them to run on address 3, but had difficulty getting them to run on the cab address. I can't remember what the problem was with running them on DC, suffice it to say it wasn't pretty and it wasn't satisfactory. We ended up scrapping the sound decoder that came with the locomotives and my Digitrax motor control DCC decoders and replaced them with a SoundTraxx decoders. I did one locomotive while Keith did the other one following my example and guidance. He learned a new skill... how to wire in a DCC sound decoder. Mark Riviera and David Hoffenberg were rapt spectators in the whole affair. Keith now has two new locomotives to run on his DC layout that have sound and is set up for when he gets around to installing the DCC Control Station he acquired a while back. A good time was had by all.



Peter McMurrin : Peter has acquired three modules that he is wanting to display at the 2021 Intermountain Train Expo in November as part of the Golden Spike Train Club of Utah exhibit. Unfortunately, the wiring is a nightmare and unusable at this time. We have gone over and began the process of rewiring and making sure everything works. We made quite a bit of progress on the first module getting power to all the tracks. Now we need to get power and control to the three Tortoise switch machines, ensuring the frogs are powered by the proper polarity and that the two signals indicate as they should. Once that is completed, we will move on to the other two modules. Thanks to George Pekkanon for providing room in his garage to store and work on the modules and for Jon Thomas for being there to help out. We couldn't have done it without you.



Railshow 2021

October 9th & 10th

Saturday - 9am to 5pm

Sunday - 10am to 2 pm

Idaho Falls Rec Center

520 Memorial Drive

Idaho Falls, Idaho

For info, call Dave at 208-681-7383

That's the plan. If the world we now live in will cooperate this year!



The RCM County Train Show

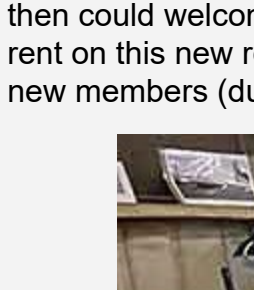
Spokane County Fair & Expo Center

404 North Havana, Spokane, WA

Sunday, October 10, 2021

9:30 am - 3:30 pm

<http://www.rivercitymodelers.org/>



Intermountain Train Expo

Northern Utah Division - NMRA

Legacy Events Center

151 South 1100 West

Farmington, UT


November 5th - 7th, 2021

Friday 3:00PM - 9:00PM

Saturday 9:00AM - 9:00PM

Sunday 9:00AM - 4:00PM

<http://intermountaintrainexpo.com/>



Rocky Mountain Train Show

November 27th - 28th, 2021

Sat 9:00 AM - 5:00 PM

Sun 9:00 AM - 3:00 PM

The Ranch Events Complex

5280 Arena Circle


Loveland, CO 80538

<https://rockymountaintrainshow.com/Default.aspx>

[Click Here to Return to the Table of Contents](#)

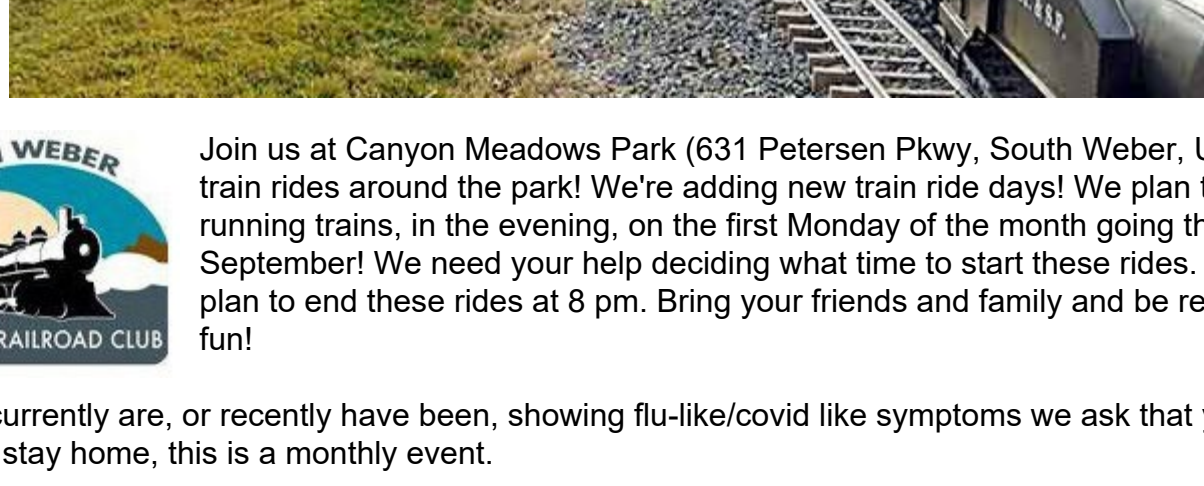
Notes from Golden Spike Train Club

GOLDEN SPIKE TRAIN CLUB



Due to the March 18, 2020 magnitude 5.7 earthquake near SLC, the Golden Spike Train Club of 35 members was forced by SLC Corp to evacuate their 33-year location at the Warm Springs Plunge (or old 1985 Children's Museum) building at 840 N 300 West. They had built Utah's largest static club-owned H.O. DCC layout, but they basically had to abandon it with very little hope of running it again for many years. The club went on a 8-month search for a new place they could afford.

In January 2021 the 501(c)3 Golden Spike Train Club began leasing an 800-square-foot upstairs "storage" room from the Sugar Space Arts Warehouse at 132 South 800 West, Salt Lake City. But this is only temporary while they begin building a new H.O. FIXED-MODULAR model railroad layout. This room can't accommodate community open houses which they were doing monthly. But by end of 2022 they plan to move next door to a ground-floor 2,000 square foot climate-controlled room which can accommodate open houses and even some special-event train shows at the same Sugar Space Arts Warehouse. They then could welcome local NMRA events with other clubs and vendors on special weekends. But the rent on this new room will be about 4 times the current lease-agreement rent. So they are looking for new members (dues are \$20/month).



Message them at <https://www.facebook.com/GoldenspikeTrainClub/>

Please help out this 53-year-old club to build up savings for their upcoming larger rental space: When purchasing items from Amazon, please use the link "smile.amazon.com" instead of just "amazon.com", and when picking your charity search for "Golden Spike Train Club of Utah" in the "Arts & Culture" category (or use the link below). Amazon will send GSTC 0.5% of each of your purchases, without increasing the cost of your purchase at all.

THANK YOU!

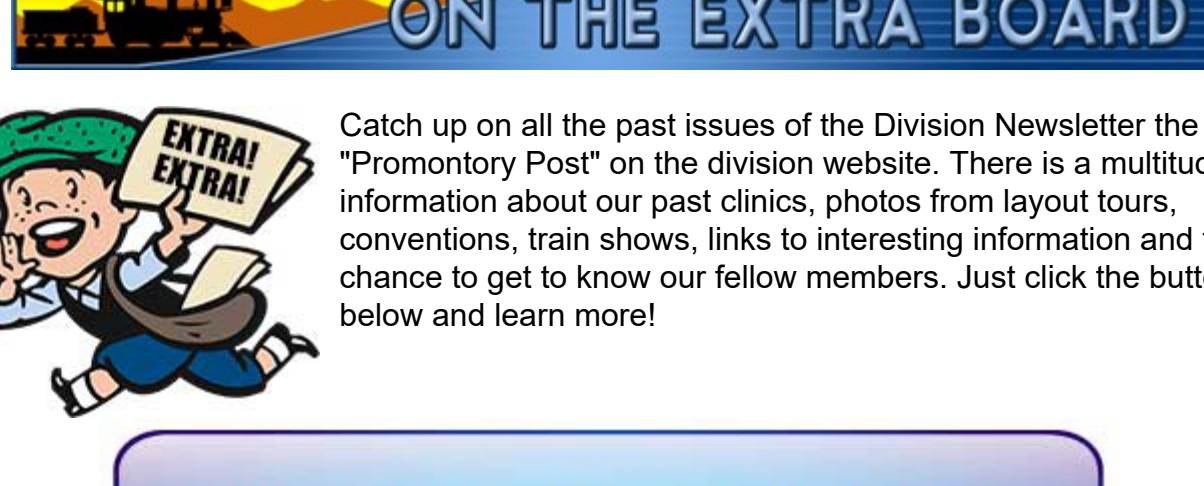
smile.amazon.com/ch/46-5225285



[Click Here to Return to the Table of Contents](#)

South Weber Club Model Railroad Club

SOUTH WEBER MODEL RR CLUB



Join us at Canyon Meadows Park (631 Petersen Pkwy, South Weber, Utah) for train rides around the park! We're adding new train ride days! We plan to begin running trains, in the evening, on the first Monday of the month going through September! We need your help deciding what time to start these rides. We plan to end these rides at 8 pm. Bring your friends and family and be ready for fun!

If you currently are, or recently have been, showing flu-like/covid like symptoms we ask that you please stay home, this is a monthly event.

Due to eased Covid restrictions we are no longer using social distancing train cars. This means lines will be shorter and trains will be at full capacity! Masks are welcomed, but not required.

As always, the train rides are free but donations are greatly appreciated to maintain the trains and expand the track. Especially this year as we are way behind on donations for our insurance next year! Bring your friends and family and be ready for fun!

Visit our website at <http://southweberrr.webs.com/>

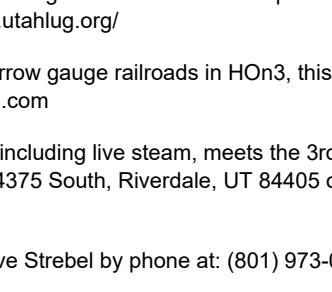
Visit our Facebook page at <https://www.facebook.com/SouthWeberRailroad/>

[Click Here to Return to the Table of Contents](#)

NMRA National Convention News

NMRA NATIONAL NEWS

SAVE THE DATE!



2022 NMRA National Convention and National Train Show

WHEN: Sunday, August 7, 2022 thru Monday, August 15, 2022

WHERE: St. Louis, MO

The 2022 Convention Committee from host Gateway Division NMRA is hard at work planning a great experience for everyone! Check out their website for more details!

https://www.eventsquid.com/event.cfm?preview&event_id=13724

[Click Here to Return to the Table of Contents](#)

Newsletter Archive

ON THE EXTRA BOARD



Catch up on all the past issues of the Division Newsletter the "Promontory Post" on the division website. There is a multitude of information about our past clinics, photos from layout tours, conventions, train shows, links to interesting information and the chance to get to know our fellow members. Just click the button below and learn more!

CLICK HERE TO
READ PAST NEWSLETTERS

[Click Here to Return to the Table of Contents](#)

NMRA Membership Renewal

ALL ABOARD!



Just a reminder for everyone to check their expiration date on membership NMRA cards. Please don't let them lapse! You should receive a membership renewal form in the mail months before your expiration. If you can't find it or didn't get it, you can always go on-line and renew there. Below is the link to NMRA website page.

<https://nmra.org/membership-application-and-renewal>

Also check NMRA home page for membership discounts through the NMRA Partnership Program. You can get discounts at over 30 vendors including Micro-Mart, Green Frog Productions, MinuteMan Scale Models, Motrak Models, MRC (Model Rectifier Corporation) and many others. The discounts could add up to what a years membership costs!

<https://nmra.org/partnerships>

[Click Here to Return to the Table of Contents](#)

The Club Car

THE CLUB CAR

The Northern Utah Division is home to many outstanding modeling clubs, in every scale from Z to Live Steam. You are sure to find at least one of them that will meet your needs, so drop them a line and join the fun!

Contact information is the most recent we have on file. If you have a railroad modeling club in the state of Utah, we would be happy to include your information here. Just send us the name of your club, the scales you support in your club, and how prospective members may contact your club.

Color Country Model Railroad Club - This multi-scale club is located in the Southern Utah Division in St. George, Utah. Contact Dave Merrill by email at: professordavemerrill@gmail.com. Visit their website at <http://colorcountrytrains.org/sud/>

Color Country T-Trak Club - This N Scale club, located in the Southern Utah Division in St. George, Utah, uses the T-Trak member modular system. Contact the club by email at: ColorCountryTTrak@gmail.com. Visit their website at <http://www.cctcinfo.info>

Golden Spike American Flyer Train Club - This S scale club meets the third Friday of each month at various club member homes. Their newsletter contains the time and place. Call Jim Buckley by phone at: (801) 252-1921 or by email at: jamesbuckley1@gmail.com. Visit their website at <http://www.gsafc.com/about.htm>

Golden Spike Train Club of Utah - This HO/N30 100% NMRA club meets Saturday Evenings from 3:00 pm to 6:00 pm, at the Old Children's Museum of Utah (840 N 300 West, SLC). Open Houses are held on the 2nd Saturday of the month from 12:4 pm. Contact Mark Forslund by phone at: (801) 641-6596 for more information. Out of the area memberships are available. Visit their website at www.goldenspikeclubutah.org

Great Basin Lego Train Club - Adult fans of LEGO. Meeting times and club info is posted on their website. Contact Reed Cowan by email at: gbltc@aol.com. Visit their website at <http://greatbasinlco.uthug.org/>

HO/N3 Club of Northern Utah - Specializing in local narrow gauge railroads in HO/N3, this group meets informally and has a layout in Grantsville. Contact Fred Voelckler by email at: fred.voelckler@gmail.com

Hostlers Model Railroad Club - This Multi-scale club, including live steam, meets the 3rd Wednesday of every month at Ogden's historic Union Station. Contact Mike Murphy by USPS mail at: 752 W 4375 South, Rivendale, UT 84405 or by phone at: (801) 394-4952. Visit their website at <http://hostlers.org>

O Scale Guys - An O and On3 scale club. Contact Steve Strebil by phone at: (801) 973-0367.

Ophir, Tintic and Western - This 100% NMRA club models in HO and N and meets at the SCERA Theater Boardroom (745 South State Street, Orem) at 7:00 pm on the 3rd Thursday of every month. Contact Larry Carter by email at larry_carter@msn.com or by phone at: (801) 446-8161 Visit their website at <http://www.otwttrainclub.com/>

Railway & Locomotive Historical Society (Golden Spike Chapter) - An historically oriented group of researchers and preservationists, the Golden Spike chapter of the RALHS meets every second Tuesday at noon at Two Bit Street Cafe on 25th Street in Ogden and is presently in the midst of the restoration of the D&RGW #223. Visit their website at <http://www.saw223.org>

South Weber Model Railroad Club - This 1-1/2" club runs trains every 3rd Saturday & Sunday at South Weber Canyon Meadows Park. I-84 exit #85, two blocks south, two blocks east. Visit their website at <http://southweberrr.webs.com/>

Utah Free-MO - A traveling HO Modular group conforming to the Free-MO standard. Contact Mike Nelson by email at: l_m_joco@hotmail.com

Utah Free-moN - We subscribe to the N scale Free Mo standards. You can find us on Facebook at Utah Free-moN.

Utah Garden Railway Society - A "G scale" group dedicated to the art of Garden Railways. Contact Lynn Stringham, President (UGRS) by USPS mail at: 4464 S 4100 West, West Haven, UT 84401

Utah Large Scale Society - A G scale group that meets in various member's homes. Contact Stan White by phone at: (801) 546-4085 or by USPS mail at: 920 N 1550 East, Layton, UT 84040

Utah Live Steamers - Our railroad is at Shay Park, 400 West Aspen Hills Blvd, Saratoga Springs, UT which encompasses 12 acres. The key feature is the abandoned railroad grade of the Salt Lake & Western Railroad. Our track gauge is 7.5" and we have a new, beautiful 1.6" scale locomotive to pull twice as many cars as before. Rides are 1st and 3rd Saturday of the Summer months. Contact Mike at utahlivesteamers@gmail.com or watch Facebook for event listings. <https://www.facebook.com/cmny260/>

Utah Train Collectors Association - Primarily 3-rail O gauge, though other scales are represented. Promotes model railroading in Northern Utah. Meets the last Thursday of each month. Contact Kent Silver (Club President) by email at: webmaster@utahca.com. Visit their website at <http://utahca.com/default.htm>

Wasatch N Scale Model Railroad Club - For contact info visit their website at wasatchnscale.org

[Click Here to Return to the Table of Contents](#)

Division Officers and Volunteers

DIVISION BRASS HATS

Northern Utah Division Officers

Superintendent:	Jim Wanlass
Assistant Superintendent:	Danland Speirs
Treasurer:	Blaine Holbrook
Board of Director:	Kevin Anderson
Board of Director:	Rex Bailey
Board of Director:	Mike Dean
Board of Director:	Michael Harris

Committee Positions

Advertising/Marketing:	Steve Moore
Show Chairman:	Geoff Carter
Achievement Program:	Jim Wanlass
Clinic Coordinator:	Charlie Trefl
Layout Tours:	Bob Gerald
Division Librarian:	Robert Arnesen
Secretary:	Carolyn Chase
Newsletter Editor:	Rick Luther
Membership Chair Person:	Cindy Lund

[Click Here to Return to the Table of Contents](#)

Come Join us for Fun, Learning and Fellowship

MEETING INFORMATION

Utah's center for model railroading excellence!

Join us every third Saturday at the

Redwood Recreation Center

3060 Lester Street

West Valley City, UT 84119

from 10:00 AM to Noon

[Click Here to Return to the Table of Contents](#)

Northern Utah Division of NMRA | Redwood Recreation Center 3060 Lester Street | West Valley City, Utah 84119

[Unsubscribe](#) | [About our service provider](#) | [View this email in your web browser](#)

Grow your business with EMAILCONTACT