

December - Volume 8 - Issue 12

In This Issue (Click title to read the article)

Coronavirus Update
Clinic Schedule
2020 Division Elections
Thoughts from the Superintendent
What Happened Last Month
Achievement Program
Division News

Zoom Multi-Division Meeting
NMRA-X Virtual Convention
Newsletter Archive
NMRA Membership Renewal
The Club Car
Division Officers and Volunteers

Coronavirus Update

PLEASE READ: IMPORTANT MESSAGE

The October Monthly Event at the
Redwood Recreation Center has been cancelled!

Current restrictions due to the Coronavirus pandemic have obviously disrupted our club activities, including our regular meeting and clinics, as well as the Pizza Box program. We are setting up a Zoom solution that will allow us to maintain meetings and clinics while we weather the current crisis. We anticipate that even after the crisis is past and we resume regular physical meetings, we may decide to maintain the on-line meeting infrastructure because that will allow us to record our meetings. Members who cannot attend would then have the opportunity to view the recordings at a later date.

This clinic will be broadcast on our NEW private Zoom channel. Please click the blue button below on Saturday to view the clinic. Follow the on-line instructions if you have not attended a Zoom meeting before.

**CLICK HERE
JOIN & VIEW THE CLINIC**

Meeting ID: 818 0588 6547

Saturday, December 19, 2020 10:00 AM - 2 hours

Jim Wanlass, MMR

Superintendent, Northern Utah Division, NMRA

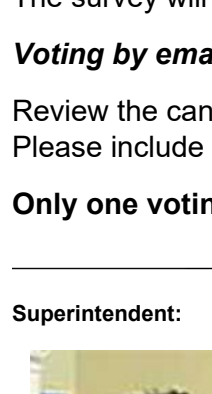
[Click Here to Return to the Table of Contents](#)

Learn Something New



You can always find links to our previous recorded live video clinics on our website.
Click the link below to go directly to the website.

<https://www.northernutahnrmra.org/monthly-events/past-clinics/>



As the Clinic Coordinator I look at what this requires and realize we all can contribute to our clinics. I started with a sheet of plywood with my father back when I was a child and since then have done so much, especially in the last few years. We all have skills and experiences that we can share. Being retired from the Education profession also has shown me that what I have done in the past can help someone else looking for an answer. I will call upon all of you to share what you have learned, because we all have a love of trains.

Charlie Trefl
cptrefl@yahoo.com
801-543-0186

December
19th
10:00 AM - Noon

Live On-line Presentation
Modeling Tips - "Geoff Style"
Presented by Geoff Carter

Hum, sounds like an interesting subject. I'm sure Geoff will wow us with a wealth of tips that will all make us better modelers!

January
16th
10:00 AM - Noon

Live On-line Presentation
3D Printing Tips and Techniques
Presented by Michael Harris

Learn about the art and science of 3D printing.

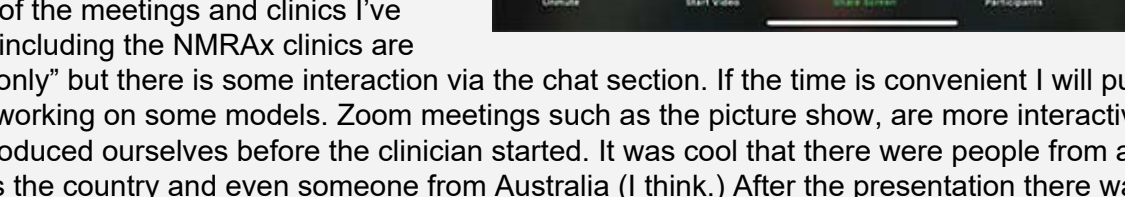
February
20th
10:00 AM - Noon

Live On-line Presentation
LAYOUT Wiring
Presented by Kevin Anderson

Learn about simple layout wiring to get that layout up and running.

[Click Here to Return to the Table of Contents](#)

2020 Division Elections



The deadline for voting ends soon!
Midnight December 17, 2020

there are two ways to cast your ballot: Only one vote per NMRA number will count no matter which way you use. This year will be different with COVID-19 restrictions. We will not have in-person voting ballots. The voting will take place all on-line. You may if you wish send your nominations via email to luther7664@comcast.net. You will have until Midnight December 17, 2020 to cast your vote. The winner will be notified and announced to the division at the December 19th meeting.



Voting On-line

Click on the link below and fill in the information on the survey.

<https://www.surveymonkey.com/r/BV7GBNP>

The survey will be open until Midnight December 17, 2020.

Voting by email.

Review the candidates below and send your nominations via email to luther7664@comcast.net. Please include your NMRA number in the email.

Only one voting per NMRA# will count no matter which way is used.

Superintendent:



Jim Wanlass: (Incumbent)
I've been serving the Division for the last number of years in several capacities. I am running now to continue being your Superintendent for the next two years. I enjoy the fellowship of my fellow model railroaders and strive to be a great ambassador of Model Railroading in Northern Utah!

Board of Directors - Two Positions Open

(Please select two candidates - Listed in alphabetical order)

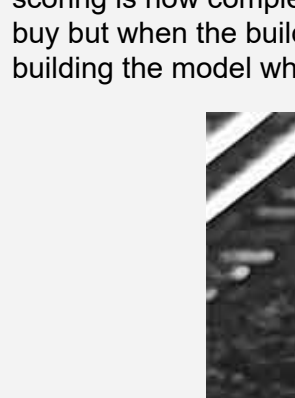


Kevin Anderson
My name is Kevin Anderson and I am running for a Division Board of Directors position. I joined the NMRA in early 2019.

Since then I feel like I have been a fly on the wall observing and learning how the organization works and now it is time for me to step up and serve all those around me. I truly believe the NMRA is there for us as members to learn and to hone our skills as modelers. There is also another part of the organization, as members we should serve those around us in the hobby. Help those that are members and non members alike to increase their skill level and knowledge. By serving you on the board in the division I feel that I can help those struggling or starting out in the hobby as well as the veterans.



Rex Bailey
I'm newly back into model railroading. Having a small 8-foot oval as a kid. Now 60 years later, the bug has bitten hard. We are in the process of building a new home. We had them dig out under the 3-car garage, and that is my new train room. 2x4's with no posts or any other encumbrances. I've started plans, and am eagerly awaiting more input. I've been to three of the last four National Conventions, and oversaw the auction for 2019.



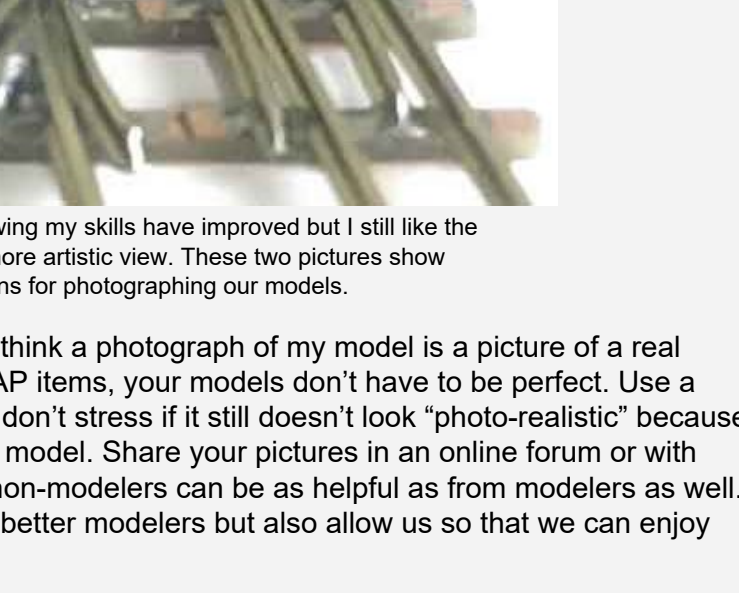
George Bell:
I began my model railroading experience like most modelers as a young boy. Enjoying the train set that I received as a gift from my family. I kept with it until like most people life became the main focus of my days. After pursuing school, girls and cars, I became a Automotive body repair technician working various dealers in the valley. Now that there is more time in my life, I have been reacquiring my interest in model railroads. I look forward to help guiding the future of the Northern Utah Division.

[Click Here to Return to the Table of Contents](#)

Thoughts from the Superintendent



While we haven't been able to meet physically there are many, many online meetings you can attend. So many, that I find it hard to keep up with them all. This month's "selfie" while not a tad more selfless does show me attending a Zoom meeting with some new friends I met online.



Many of the meetings and clinics I've seen, including the NMRAx clinics are "view only" but there is some interaction via the chat section. If the time is convenient I will put it on while working on some models. Zoom meetings such as the picture show, are more interactive. We all introduced ourselves before the clinic started. It was cool that there were people from all across the country and even someone from Australia (I think.) After the presentation there was much discussion and I liked the interaction.

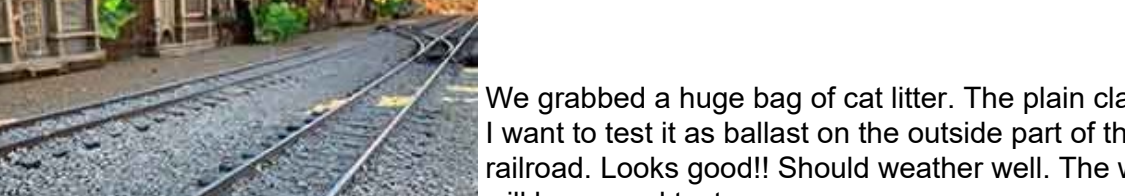
It should not be news to you that once a month we have a Zoom meeting. I know not everyone always has something to say but I'd like it to be a little more interactive, since we can! Before the clinic let's have a short show-n-tell or maybe just a "tell" so we can know what everyone is working on. If you are not comfortable talking that's OK but I'd like to hear from as many people as we can so we can enjoy the journey together!

Jim Wanlass, MMR #585

Superintendent
Northern Utah Division of the NMRA
jamestowntrains@gmail.com

[Click Here to Return to the Table of Contents](#)

What Happened Last Month

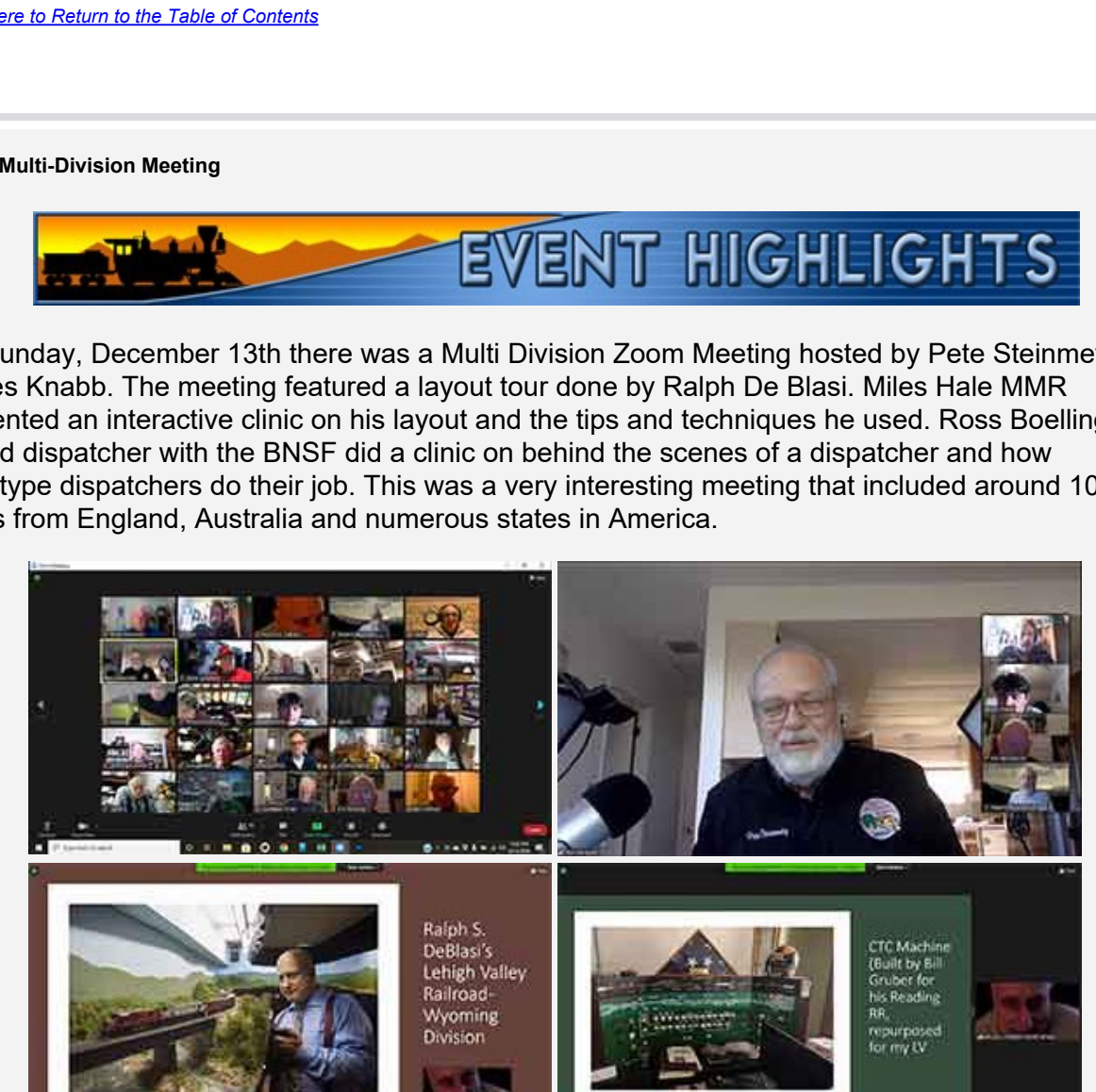


Pizza Box Layouts for Anyone

Presented by Blaine Holbrook

Pizza Box layouts aren't just for kids. They are a great way for adults to start in the hobby. Blaine gave us many different ideas and techniques for starting a layout. We sometimes believe we must construct a large, basement filling layout or it's just not worth starting at all. A small 2'x 2' or 2'x 4' "Pizza Box" style layout can allow you the freedom to enjoy this great hobby. This is a chance to practice and learn new skills for the time you do start that basement empire. It is also a great family activity that everyone can enjoy. You can view Blaine's presentation at the link below.

November - Northern Utah Division Clinic



[Click Here to Return to the Table of Contents](#)

Achievement Program



I was excited to see what my new camera can do so I took a few shots of my layout. My new camera just happened to have a phone attached to it but that's not the exciting part! :-)



If you want to improve your modeling skills as a camera can be a tool you might not think of. I've heard Rick - and others - mention before (and again in his clinic) that he didn't realize a window was installed upside down until he saw that it was in a photograph. Often the lens will see details differently than your eye does. Among other things, you can see objects that might not be straight or something that is out of place. Photograph your model as you are building it to look for those things.



Photo taken indoors with my new camera (phone).

I also take pictures to document the building process. If you have some progress shots when having something evaluated you can show how the raw materials evolved into something cool! Part of the scoring is how complex the model is. I've seen some models that look just like something you can buy but when the builder shows that they put on part by part by part, one can see the difficulty in building one model which would earn it more points that it truly deserves.

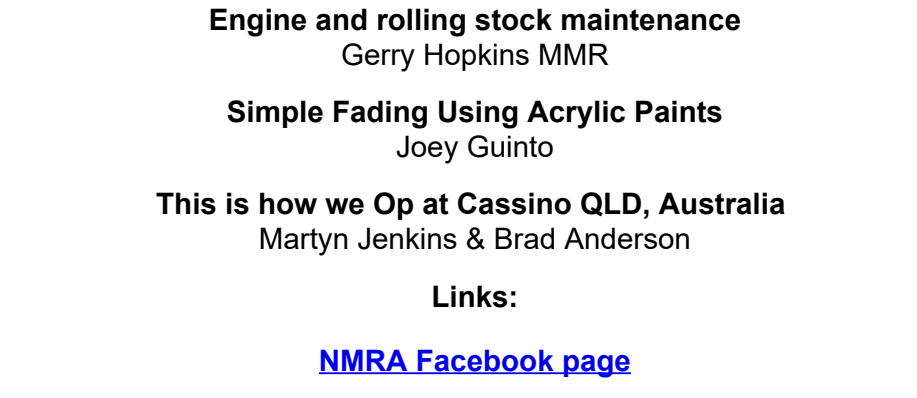


Photo taken years ago. At first glance I think it looks pretty realistic but I can tell my track building skills have increased quite a bit since I took this photo.



This is a recent photo showing my skills have improved but I still like the previous photo for it's more artistic view. These two pictures show different reasons for photographing our models.

I love getting the compliment when people think a photograph of my model is a picture of a real building. Remember though, to qualify for AP items, your models don't have to be perfect. Use a camera to help find flaws and fix them, but don't stress if it still doesn't look "photo-realistic" because you built the model and you will know it's a model. Share your pictures in an online forum or with friends and family. Getting feedback from non-modelers can be as helpful as from modelers as well. This process not only can help us become better modelers but also allow us so that we can enjoy the journey together!

Jim Wanlass, MMR #585

AP Chairman
Northern Utah Division of the NMRA
jamestowntrains@gmail.com

[Click Here to Return to the Table of Contents](#)

Division News Items

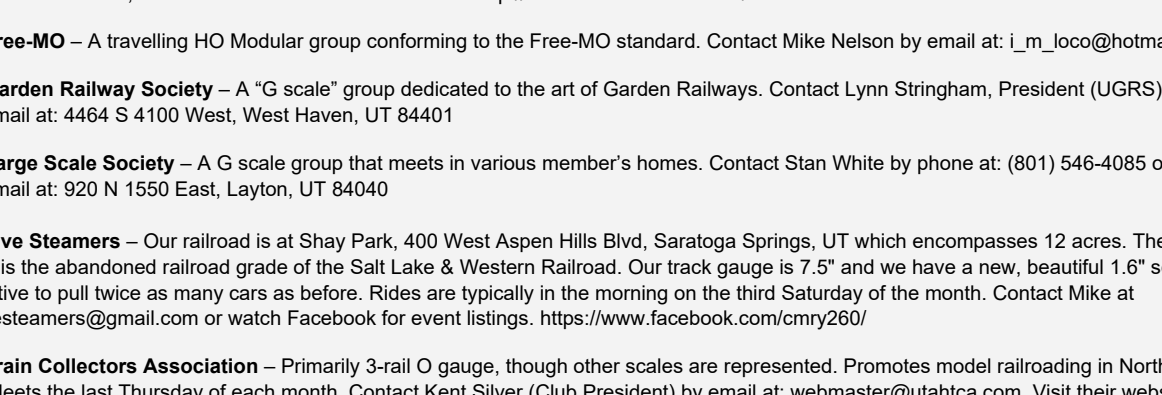


OTW Train Show Postponed!

By Lowell Didas

The train show at Thanksgiving Point on the third weekend in January, has been POSTPONED, until late spring or early summer. OT&W just couldn't logistically get enough vendors or layout displays to participate because of corona virus, so many of the club's and vendors fall into the old age group where they don't feel comfortable taking a risk that they shouldn't have to just for a train show. Thanksgiving Point was understanding and has let OT&W know that when the OT&W feels good putting on a show, they will help market it. Let's see what a couple of more months will do in lessening the fears of the virus.

You Might Expect John Wayne to Appear!

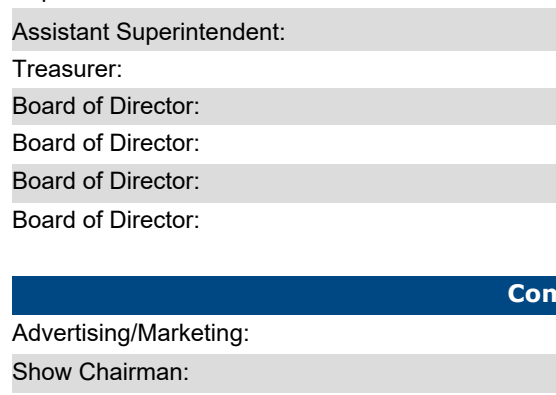


From Kevin Anderson
This is a 3D printed stagecoach in N scale. Purchased from stageways last year. Just got repainted today.

From Jim Wanlass
Here's mine sitting on a N16 flat car. Picked mine up at a train show but I'm sure Stageways printed it for the company I bought it from.

Garden Scale Adventures

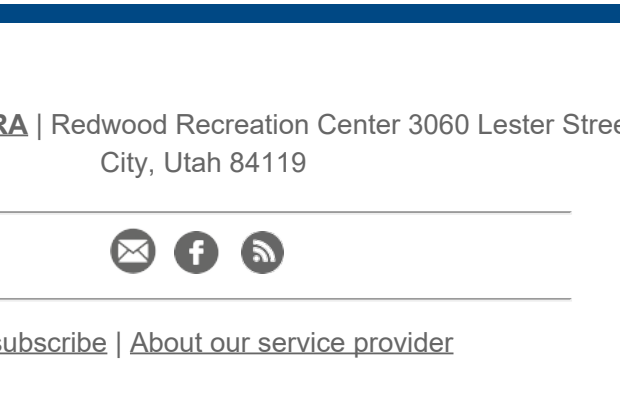
By Dale Angel



We grabbed a huge bag of cat litter. The plain clay kind. I want to test it as ballast on the outside part of the railroad. Looks good!! Should weather well. The winter will be a good test.

Module Updates

By Kevin Anderson



Fascia and wiring is done! All that is left is to run loco are cables and attach the UPS panels to the power bus.

[Click Here to Return to the Table of Contents](#)

Zoom Multi-Division Meeting



On Sunday, December 13th there was a Multi Division Zoom Meeting hosted by Pete Steinmetz and James Knab. The meeting featured a layout done by Ralph De Blas. Miles Dale MMR presented an interactive clinic on his layout and the tips and techniques he used. Ross Bollinger, a retired dispatcher with the BNSF did a clinic on behind the scenes of a dispatcher and how prototype dispatchers do their job. This was a very interesting meeting that included around 100 views from England, Australia and numerous states in America.

[Click Here to Return to the Table of Contents](#)

NMRA-X Virtual Convention

NMRA Christmas Virtual Model Railroad Convention
Sunday, December 27, 2020 at 1 PM MST - 7 PM MST

Get our Christmas NMRAx event in your Calendar, join us for some Eggnog and Mince Pies with 6 fantastic clinics including our new Raillanning series and video from an op session in Australia

Central manufacturing district in Chicago
Richard Sieben

AK Weathering Pencils in Action
Ralph Renzetti

Raillanning in Winter
Jordan Kramer

Engine and rolling stock maintenance
Gerry Hopkins MMR

Simple Fading Using Acrylic Paints
Joey Guinto

This is how we Op at Cassino QLD, Australia
Martyn Jenkins & Brad Anderson

Links:

[NMRA Facebook page](#)

[NMRA Facebook page](#)

[NMRA YouTube Channel](#)

[Click Here to Return to the Table of Contents](#)

Newsletter Archive

Catch up on all the past issues of the Division Newsletter "Promontory Post" on the division website. There is a multitude of information about our past clinics, photos from layout tours, conventions, train shows, links to interesting information and the chance to get to know our fellow members. Just click the button below and learn more!

**CLICK HERE TO
READ PAST NEWSLETTERS**

[Click Here to Return to the Table of Contents](#)

NMRA Membership Renewal

Just a reminder for everyone to check their expiration date on membership NMRA cards. Please don't let them lapse! You should receive a membership renewal form in the mail months before your expiration. If you can't find it or didn't get it, you can always go on-line and renew. Below is the link to NMRA website page.

<https://nmra.org/membership-application-and-renewal>

Also check NMRA home page for membership discounts through the NMRA Partnership Program. You can get discounts at over 30 vendors including Micro-Mat, Green Frog Productions, MinuteMan Scale Models, Motrak Models, MRC (Model Rectifier Corporation) and many others. The discounts could add up to what a years membership costs!

<https://nmra.org/partnerships>

[Click Here to Return to the Table of Contents](#)

The Club Car

The Northern Utah Division is home to many outstanding modeling clubs, in every scale from Z to Live Steam. You are sure to find at least one of them that will meet your needs, so drop them a line and join the fun!

Contact information is the most recent we have on file. If you have a railroading club in the state of Utah, we would be happy to include your information here. Just send us the name of your club, the scales you support in your club, and how prospective members may contact your club.

Color Country Model Railroad Club - This multi-scale club is located in the Southern Utah Division in St. George, Utah. Contact Dave Merrill by email at: professoradventer@gmail.com. Visit their website at <http://colorcountrytrains.org/sud/>

Color Country T-Trak Club - This N Scale club, located in the Southern Utah Division in St. George, Utah, uses the T-Trak modular system. Contact the club by email at: ColorCountryTTrak@gmail.com. Visit their website at <http://www.cctc.info>

Golden Spike American Flyer Train Club - This S scale club meets the third Friday of each month at various club member homes. Their website contains the line and place. Call Jim Buckley by phone at (801) 232-1921 or by email at: jamesbuckley7@comcast.com. Visit their website at <http://www.gsafrtrainsclub.org>

Golden Spike Train Club of Utah - This HO/OH3 100% NMRA club meets Saturday Evenings from 3:00 pm to 6:00 pm, at the Old Children's Museum of Utah (540 N 300 West, SLC) Open Houses are held on the 2nd Saturday of the month from 12-4 pm. Contact Mark Forslund by phone at (801) 541-4586 for more information. Out of the area memberships are available. Visit their website at <http://www.goldenspikeutahtrainclub.org>

Great Basin Lego Train Club - Adult fans of LEGO. Meeting times and club info is posted on their website. Contact Reed Cowan by email at: galib@qaz.com. Visit their website at <http://legotrainsbasin.utah.org>

HOxHs Club of Northern Utah - Specializing in local narrow gauge group railroads in HOxH3, this group meets informally and has a layout in Grantville Station. Contact Mike Murphy by USPS mail at: 752 W 4375 Sts, Riverdale, UT 84405 or by phone at: (801) 384-4952. Visit their website at <http://hoxhs.org>

O Scale Gals - An O and OH3 scale club. Contact Steve Stibel by phone at: (801) 873-0387.

Ogden, Tric and Western - This 100% NMRA club models in HO and N and meets at the SCERA Theater Boardroom (745 South State Street, Ogden) at 7:00 pm on the 3rd Thursday of every month. Contact Larry Carter by email at: larrycarter@nmra.org or by phone at (801) 448-8161. Visit their website at <http://www.otwclub.org>

Railway & Locomotive Historical Society (Golden Spike Chapter) - An historically oriented group of researchers and preservationists, the Golden Spike chapter of the RLHS meets every second Tuesday at noon at Two Bit Street Cafe on South West Canyon Meadows Park, 184 east #85, two blocks south of west. Visit their website at <http://southwesternrws.com/>

South Weber Model Railroad Club - This 1-1/2" club runs trains every 3rd Saturday & Sunday at South Weber Canyon Meadows Park, 184 east #85, two blocks south of west. Visit their website at <http://southwebermodelrws.com/>

Utah Free-MO - A traveling HO Modular group conforming to the Free-MO standard. Contact Mike Nelson by email at: l_m_jocco@hotmail.com

Utah Large Scale Society - A G scale group that meets in various member's homes. Contact Stan White by phone at: (801) 546-4085 or by USPS mail at: 520 N 1500 East, Layton, UT 84040

Utah Live Steamers - Our railroad is at Ship Park, 400 West Aspen Hills Blvd, Saratoga Springs, UT which encompasses 12 acres. The key feature is the abandoned railroad grade of the Salt Lake & Western Railroad. Our track gauge is 7.75" and we have a very beautiful 1/8" scale locomotive to pull twice as many cars as before. Rides are typically in the morning on the third Saturday of the month. Contact Mike at utahlivesteamers@gmail.com or watch Facebook for event listings. <https://www.facebook.com/utahlivesteamers/>

Utah Train Collectors Association - Monthly 3rd of the month 9:00-11:00 am are no members! Photo gallery of model railroading in Northern Utah. Meets the last Thursday of each month. Contact Kent Silver (Club President) by email at: webmaster@utahcra.com. Visit their website at <http://utahcra.com/default.htm>

Wasatch N Scale Model Railroad Club - For contact info visit their website at wasatchnrmra.org

[Click Here to Return to the Table of Contents](#)

Division Officers and Volunteers

Northern Utah Division Officers

Superintendent:	Jim Wanlass
Assistant Superintendent:	Daland Speirs
Treasurer:	Blaine Holbrook
Board of Director:	George Bell
Board of Director:	Rex Bailey
Board of Director:	Mike Dean
Board of Director:	Michael Harris
Committee Positions	
Advertising/Marketing:	Steve Moore
Show Chairman:	Geoff Carter
Achievement Program:	Jim Wanlass
Clinic Coordinator:	Charlie Trefl
Layout Tours:	Bob Gerald
Division Librarian:	Robert Amesen
Secretary:	Carolyn Chase
Newsletter Editor:	Rick Lulher
Membership Chairman:	Open Position

[Click Here to Return to the Table of Contents](#)