



September - Volume 8 - Issue 9

## In This Issue [\(Click title to read the article\)](#)

[Coronavirus Update](#)  
[Clinic Schedule](#)  
[Thoughts from the Superintendent](#)  
[What Happened Last Month](#)  
[Achievement Program](#)  
[Electronics Workshop](#)  
[Division News](#)

[NMRA X Virtual Convention](#)  
[Notes on Golden Spike Train Club](#)  
[Notes from South Weber Club](#)  
[Newsletter Archive](#)  
[NMRA Membership Renewal](#)  
[The Club Car](#)  
[Division Officers and Volunteers](#)

## Coronavirus Update

# PLEASE READ: IMPORTANT MESSAGE

## The September Monthly Event at the Redwood Recreation Center has been cancelled!

Current restrictions due to the Coronavirus pandemic have obviously disrupted our club activities, including our regular meeting and clinics, as well as the Pizza Box program. We are setting up a Zoom solution that will allow us to maintain meetings and clinics while we weather the current crisis. We anticipate that even after the crisis is past and we resume regular physical meetings, we may decide to maintain the on-line meeting infrastructure because that will allow us to record our meetings. Members who cannot attend would then have the opportunity to view the recordings at a later date.

This clinic will be broadcast on our NEW private Zoom channel. Please click the blue button below on Saturday to view the clinic. Follow the on-line instructions if you have not attended a Zoom meeting before.

**CLICK HERE  
JOIN & VIEW THE CLINIC**

Meeting ID: 818 0588 6547

Saturday, September 19, 2020

12:00 pm (Noon) - Board of Directors Meeting

1:00 PM - Clinic Starts

**Jim Wanlass, MMR**  
Superintendent, Northern Utah Division, NMRA

[Click Here to Return to the Table of Contents](#)

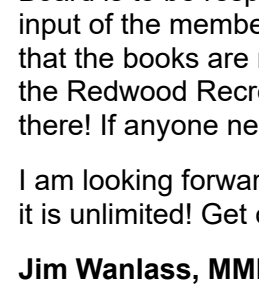
## Learn Something New

# CLINIC SCHEDULE

You can always find links to our previous recorded live video clinics on our website.

[Click the link below to go directly to the website.](#)

<https://www.northernutahnrmra.org/monthly-events/past-clinics/>



We have a new clinic coordinator for our Division: Charlie Trefl. He is excited to be able to serve his fellow model railroaders. Let's all help him as we can! Here's what he has to say.

As the Clinic Coordinator I look at what this requires and realize we all can contribute to our clinics. I started with a sheet of plywood with my finger back when I was a child and since then have done so much, especially in the last few years. We all have skills and experiences that we can share. Being retired from the Education profession also has shown me that what I have done in the past can help someone else looking for an answer. I will call upon all of you to share what you have learned, because we all have a love of trains.

**Charlie Trefl**  
cptrefl@yahoo.com  
801-543-0186

**September**  
**19th**  
**1:00 PM - 2:00 PM**

**STARTING AT 1:00PM!**  
**Live On-line Presentation**  
**Live from Jim's Train Room - Evanston Edition**  
**Presented by Jim Wanlass**

This month Jim will show in detail the Free-mo modules he started in May. On one side someone can play the Timesaver game and on the other side is a dual Inglenook where one can do a Standard Gauge or Narrow Gauge version of the game. He will also show all the other modules set up in Evanston. The beauty of this format is one can work on their own modules at home and bring them together to set up a large layout to be able to run long trains.

**October**  
**17th**  
**10:00 AM - Noon**

**Live On-line Presentation**  
**Tips for Photographing Your Models and Layout**  
**Presented by Rick Luthier**

In today's world we carry a camera around with us every day. Learn some tips on using your cell phone for photography.

**November**  
**21st**  
**10:00 AM - Noon**

**Live On-line Presentation**  
**Pizza Box Layouts for Anyone**  
**Presented by Blaine Holbrook**


Pizza Box layouts aren't just for kids. They are a great way for adults to start in the hobby.

[Click Here to Return to the Table of Contents](#)

## Thoughts from the Superintendent

# TRAINS OF THOUGHT

Last month my wife and I were lucky enough to go to Disney World. While we have lots of fun with our kids it was nice to just hang out with the two of us. Everyone was required to wear masks and take temperature checks. We felt very safe. I always like to see the garden train in the Germany section of the main track but unfortunately it wasn't running. While the Expo train in Magic Kingdom wasn't running I did find the train running in Animal Kingdom that took us to an animation area where I learned to draw Simba. You can have fun with trains everywhere! :-)



I want to briefly mention the survey we did regarding the Division funds. Many Divisions require a small dues fee in addition to the NMRA National fees to help run their Division. Ours does not. If we did nothing other than that we would be frugal on our money, and paid out the bare minimum operating costs we could potentially go for 10 years before hitting zero in our account. HOWEVER, it costs money to "run programs". For example, to do a run of a new Division Car, like we have in the past, several thousand dollars needs to be paid to the manufacturer before we collect money from those buying the cars. Likewise, putting on a Train Show requires deposits to facilities, etc. beforehand. So, without any money coming in, we want to be careful with our funds. One of the responsibilities of the Board is to be responsible for how the Division money is used. That is the reason we sought the input of the membership; how we could best bring in good money (even if just a small amount) so that the books are not completely negative this year. The good news is that the money used to rent the Redwood Recreation Center will be credited to us for when they do open again so no money lost there! If anyone needs to see our accounts they are welcome to contact our Treasurer.

I am looking forward to our Free-mo meet! Only a few are allowed to be there physically but virtually it is unlimited! Get on the Zoom call this month and that way we can enjoy the journey together!

**Jim Wanlass, MMR #585**  
Superintendent  
Northern Utah Division of the NMRA  
jameslwtrains@gmail.com

[Click Here to Return to the Table of Contents](#)

## What Happened Last Month

# EVENT HIGHLIGHTS

**Building a Portable Layout**  
**Presented by Charlie Trefl**

Charlie gave us a presentation on tips and techniques for building a portable non-modular layout. This is a basic table that almost anyone can build without expensive power tools. If you purchase your wood at a big box store they can cut the wood to size for a small fee. You can view Charlie's presentation at the link below.

[August Northern Utah Division Clinic](#)

**The purpose of this table**  
• To build one or two Pizza Box Layouts  
• A secondary work place  
• To use as part of a Modular Layout  
• Then there's other non-Railroad uses like:  
• Outdoor cooking  
• Camping  
• Doing Puzzles  
• You can think of others

**1 1/4" Board**  
Can be cut to 24" X 24"  
or left at 42" X 24"  
3-1" X 2" X 8' Pine studs cut to  
2-24"  
5-22 1/2"  
2-9 1/2"  
1-2" X 2" X 10' Stud  
Cut into 4 26" lengths

Using a square I set the corner and secured a Hanger Plate to form a corner

Framing complete with Hanger Plates and End Plates

Here I tell the top a second screw into the glue and then I tell the well a screw and a waiting for screws

The ends with the adjustable furniture levels

With the hanger bolts in place you can screw the top into the hanger plates

Here is one of two 1/2 inch hanger bolts. You may need to cut the end of the hanger bolt for the bolt to fit.

The finished framing

With everything in place there is so much you can do

With everything in place there is so much you can do

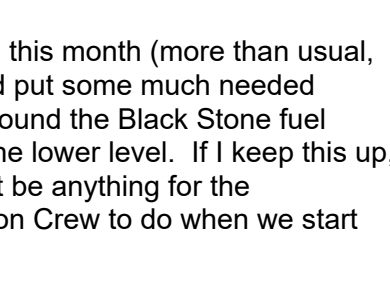
With everything in place there is so much you can do

[Click Here to Return to the Table of Contents](#)

## Achievement Program

# ACHIEVEMENT PROGRAM

What is on your workbench? In the picture below you can see that Kevin has stocked up on some supplies for several projects. I find that it is nice to have certain supplies on hand so when starting a new project you are ready. Inevitably, I do find that I have to run out and get something I don't have, or order it in.



Here's a project I started earlier this year. My birthday was on a Sunday so I collected my tools and used a lot of a box as a portable work table to build a boxcar kit and watch my favorite movies with the family. This is the type of kit that would easily qualify for the AP Cards Certificate. If done with precision and care, one could even earn a Merit Award.



I added extra weight inside to bring it closer to NMRA Standards. It is made of very light wood so it would barely stay on the tracks if no weight was added. It runs extremely well on my new Free-mo module!

Whether or not you have kits and supplies stocked up or you have to order them in, your next project may be one that can qualify towards one of your AP requirements. Let us know what you are working on so we can enjoy the journey together!

**Jim Wanlass, MMR #585**  
AP Chairman  
Northern Utah Division of the NMRA  
jameslwtrains@gmail.com

[Click Here to Return to the Table of Contents](#)

## Electronics Workshop

# OFF THE WIRE

**Basic electricity / electronics workshop interest inquiry**

I've had talks and discussions with a few people "on and off" and feel that there might be an interest in doing a "workshop" on electricity.



I'd be willing to do 8-10 people in a multi-week workshop (virtual / in-person depending on social distancing requirements).

**I'd intend on covering:**

- Basic electricity:
  - AC / DC / Static electricity
  - Voltage, current, resistance, power
  - Simple circuits (parallel, series, parallel-series) circuits
  - Ohm's Law
- Basic electricity in model railroading
  - Other items of related importance

I'm envisioning a small practice electronics kit, with parts that would need to be obtained by the participants. I'm thinking the cost would be somewhere between \$30 and \$40. It wouldn't be absolutely required but the participant would miss out on certain activities. Those who would already have the parts would be ready to go.

Please email me if there is interest. I envision this would start sometime after the beginning of the 2021 year, after all the holidays are over.

Have a great day!

**Dalard Spier**  
Asst. Superintendent, NUOD NMRA  
ecilspier@yahoo.com

[Click Here to Return to the Table of Contents](#)

## Division News Items


# DIVISION NEWS ITEMS

## Free-mo modular layouts

**By Deland Spier**

A group of modelers, including some in the division have been working towards getting a contingent of Free-mo modules together for participation in shows and other activities. There's about a half-dozen of us that have been using the summer months to build, repair and prepare for a time when large gatherings are once again possible and we can participate in train shows and exhibitions.

## What's Free-mo?



It's one of the most dynamic, creative, realistic and engaging modular standards out there. It's Official start in the US began in 1995, but that hearkens back to a European standard (FREMO) that began in the early 1980s. It differs in many ways from other, more widely adopted standards. The most striking of the differences is there are no defined module lengths or track arrangements. Want to model UP's Bailey Yard in North Platte, NE? As long as you meet what is called the "end plate" standard, you can do it. The other neat draw of Free-mo is that it's 100% DCC! No DC - DCC transfer standards, DCC vs. DC time checks, etc. It's all DCC - All the time!

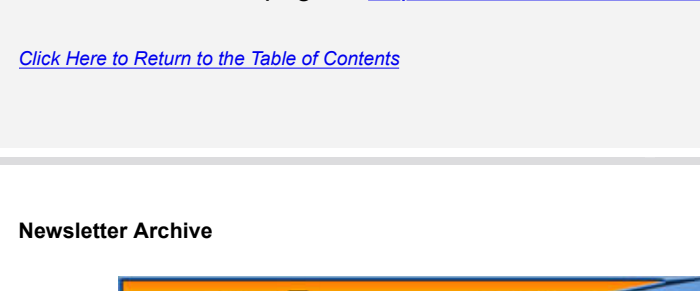
If you've ever thought of jumping into the modular layout scene, now is a great time! It's a great place to learn and build skills. Free-mo is all about doing the layout and realistic modeling, with every effort toward prototypical scenery, trains and operations. In a sense, we aim to have a miniature-transportation system.

If you're intrigued with the prospects of participating in a modular layout setting, and you want to perfect your modeling skills and operate your trains in a prototypical manner, giving them "character" in a realistic setting, consider building and participating with our local Free-mo group.

More information on the standard can be obtained at the Free-mo website: <http://www.free-mo.org>

## Black Stone Fuel Depot

**By Geoff Carter**




I got bored this month (more than usual, that is) so I put some much needed scenery around the Black Stone fuel depot on the lower level. If I keep this up, there won't be anything for the Construction Crew to do when we start back up.

## New Craftsman Kit Building

**By Keith Witt**

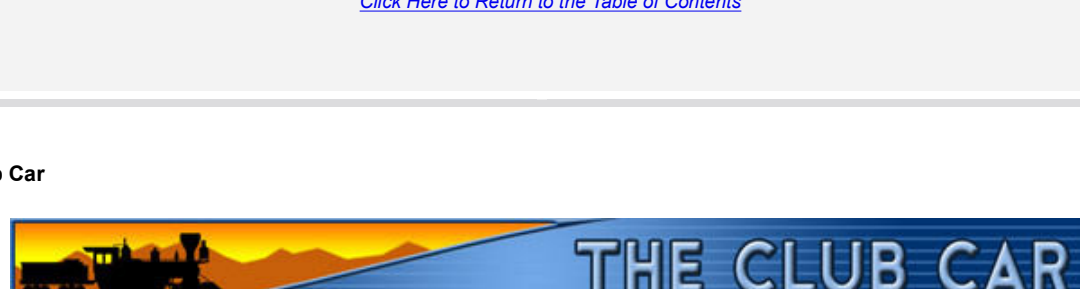
Taking some time off from the road. Did some more work on the Pitkin house. Now just need to put the shingles on.



## What has our Regional President been up to?

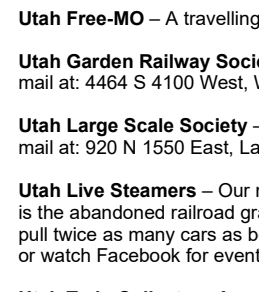
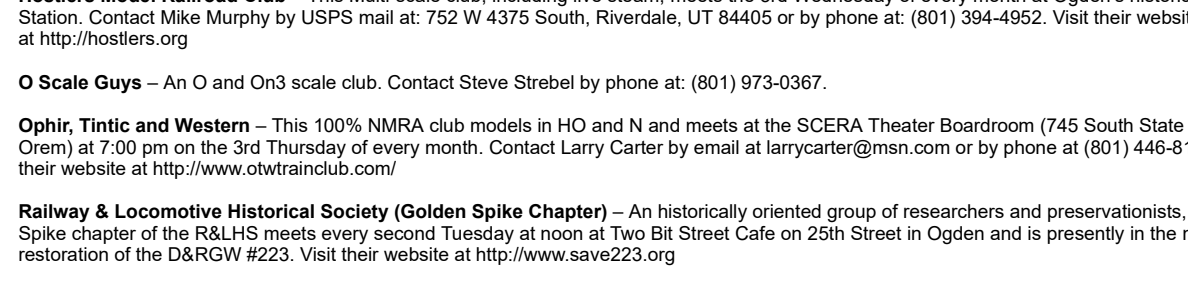
**By Lowell Didas**

So I can say I am running trains. I set up an oval of N scale to just break in a new locomotive now and then. The rest is my on the On30 layout, so far, and my work bench.



**South Weber Club Model Railroad Club**

# SOUTH WEBER MODEL RR CLUB



Join us at Canyon Meadows Park (631 E Petersen Pkwy, South Weber, Utah) September 19th for train rides around the park again! Due to the situation with Covid-19 there are special precautions being taken for these train rides which may impact the length of time you wait in line so please be aware!

Due to the Davis County - Condition Yellow guidelines and for your protection. But this does mean that we will be running at basically half of our usual capacity, so please be prepared to wait in line longer than normal! Bring sunscreen, hats, and water!

- If you are experiencing any Covid or flu-like symptoms, please stay home!
- When you arrive at the park we will be asking everyone to keep a 6' social distance between their family party and the others around you!
- We ask that you consider wearing a mask as well.
- In order to maintain social distancing on the trains, you will only be allowed to sit with your family members and every other car will be blocked off so it is not used.
- The cars will be wiped down with a bleach solution after every passenger load to help disinfect surfaces.

These precautions are being done to comply with Condition Yellow guidelines and for your protection. But this does mean that we will be running at basically half of our usual capacity, so please be prepared to wait in line longer than normal! Bring sunscreen, hats, and water!

As always, the train rides are free but donations are greatly appreciated to maintain the trains and expand the track. Especially this year as we are way behind on donations for our insurance next year! Bring your friends and family and be ready for fun!

Visit our website at <http://southweberrrr.webs.com/>

Visit our Facebook page at <https://www.facebook.com/SouthWeberRailroad/>

[Click Here to Return to the Table of Contents](#)

## Newsletter Archive

# ON THE EXTRA BOARD



Catch up on all the past issues of the Division Newsletter "Promontory Post" on the division website. There is a multitude of information about our past clinics, photos from layout tours, conventions, train shows, links to interesting information and the chance to get to know our fellow members. Just click the button below and learn more!

**CLICK HERE TO  
READ PAST NEWSLETTERS**

[Click Here to Return to the Table of Contents](#)

## NMRA Membership Renewal

# ALL ABOARD!

Just a reminder for everyone to check their expiration date on membership NMRA cards. Please don't let them lapse! You should receive a membership renewal form in the mail months before your expiration. If you can't find it or didn't get it, you can always go on-line and renew there. Below is the link to NMRA website page.

<https://nmra.org/membership-application-and-renewal>

Also check NMRA home page for membership discounts through the NMRA Partnership Program - You can get discounts at over 30 vendors including Micro-Mat, Green Frog Productions, MinuteMan Scale Models, Motrak Models, MRC (Model Rectifier Corporation) and many others. The discounts could add up to what a years membership costs!

<https://nmra.org/partnerships>

[Click Here to Return to the Table of Contents](#)

## The Club Car

# THE CLUB CAR

The Northern Utah Division is home to many outstanding modeling clubs, in every scale from Z to Live Steam. You are sure to find at least one of them that will meet your needs, so drop them a line and join the fun!

Contact information is the most recent we have on file. If you have a railroad modeling club in the state of Utah, we would be happy to include your information here. Just send us the name of the club, the scales you support in the club, and how prospective members may contact your club. Email: [professordevantrill@gmail.com](mailto:professordevantrill@gmail.com). Visit their website at <http://colorcountrytrains.org/>

**Color Country Model Railroad Club** - This multi-scale club is located in the Southern Utah Division in St. George, Utah. Contact Dave Merrill by email at: [professordevantrill@gmail.com](mailto:professordevantrill@gmail.com). Visit their website at <http://www.sauv22.org>

**Golden Spike Train Club of Utah** - This 5 scale club meets the first Friday of each month at Golden Spike Train Club member homes. Their newsletter carries the time and place. Call Jim Buskay by phone at: (801) 252-1921 or by email at: [jamesbuskay@comcast.net](mailto:jamesbuskay@comcast.net). Visit their website at <http://www.gspc.com>

**Golden Spike Train Club of Utah** - The HO/N scale club meets Saturday Evenings from 3:00 pm to 6:00 pm, at the Old Children's Museum in Salt Lake City. (840 N 300 West, SLC). Open Houses are held on the 2nd Saturday of the month from 12:00 pm to 4:00 pm. Contact Mark Forslund by phone at: (801) 446-8161 or by email at: [markforslund@comcast.net](mailto:markforslund@comcast.net). Visit their website at <http://www.sauv22.org>

**Great Basin LEGO Train Club** - Adult fans of LEGO. Meeting times and club info is posted on their website. Contact Reed Cowan by email at: [greatbasinlego.com](mailto:greatbasinlego.com). Visit their website at <http://greatbasinlego.com>

**Honors Club of Northern Utah** - Specializing in local narrow gauge railroads in HO/N3, this group meets informally and has a layout in Granville, Utah. Contact Mike Murphy by USPS mail at: 752 W 4375 South, Riverview, UT 84403 or by phone at: (801) 394-4652. Visit their website at <http://honorsclub.org>

**Honors Model Railroad Club** - This multi-scale club, including live steam, meets the 3rd Wednesday of every month at Ogden's Historic Train Station. Contact Mike Murphy by USPS mail at: 752 W 4375 South, Riverview, UT 84403 or by phone at: (801) 394-4652. Visit their website at <http://honorsclub.org>

**O Scale Guys** - An O and HO scale club. Contact Steve Stibel by phone at: (801) 973-0367.

**Ophir, Tintic and Western** - This 100% NMRA club models in HO and N and meets at the SCERA Theater Boardroom (745 South State Street, Ogden) at 7:30 pm on the 3rd Thursday of every month. Contact Larry Carter by email at [larrycarter@gmail.com](mailto:larrycarter@gmail.com) or by phone at (801) 446-8161. Visit their website at <http://www.octwmodel.com>

**Railway & Locomotive Historical Society (Golden Spike Chapter)** - An historically oriented group of researchers and preservationists, the Golden Spike Chapter of the RLHS meets every second Tuesday at the Utah State Capitol in Salt Lake City from 12:00 pm to 2:00 pm. Contact Mark Forslund by phone at: (801) 446-8161 or by email at: [markforslund@comcast.net](mailto:markforslund@comcast.net). Visit their website at <http://www.sauv22.org>

**South Weber Model Railroad Club** - This 1-1/2" club runs trains every 3rd Saturday & Sunday at South Weber Canyon Meadows Park. 1484 east 885, two blocks south, two blocks east. Visit their website at <http://southweberrrr.webs.com/>

**Uah Free-Mo 400** - A traveling HO modular group conforming to the Free-Mo standard. Contact Mike Nelson by email at: [lm\\_jcoolidge@hotmail.com](mailto:lm_jcoolidge@hotmail.com)

**Utah Garden Railroad Society** - A "G" scale group dedicated to the art of Garden Railroads. Contact Lynn Stingham, President (JUGRS) by USPS mail at: 440 S 4300 West, West Haven, UT 84401

**Utah Lake Steamers** - Our railroad is a Ship Park. 400 West Aspen Hills Blvd, Saratoga Springs, UT, which encompasses 12 acres. The key feature is the abandoned railroad grade of the Salt Lake & Western Railroad. Our track gauge is 7 1/2" and we have a new, beautiful 1/2" scale locomotive to pull twice as many cars as before. Roles are typically in the morning on the third Saturday of the month. Contact Mike at [utahlakesteamers@gmail.com](mailto:utahlakesteamers@gmail.com)

**Utah Train Collectors Association** - Primarily 3-rail O gauge, though other scales are represented. Promotes model railroading in Northern Utah. Visit our website at <http://utahtraincollectors.com>

**Wasatch N Scale Model Railroad Club** - For contact info visit their website at [wasatchnrmra.org](http://wasatchnrmra.org)

[Click Here to Return to the Table of Contents](#)

## Division Officers and Volunteers

# DIVISION BRASS HATS

## Northern Utah Division Officers

**Superintendent:** Jim Wanlass  
**Assistant Superintendent:** Deland Spier  
**Treasurer:** Blaine Holbrook  
**Board of Director:** George Bell  
**Board of Director:** Rex Bailey  
**Board of Director:** Mike Dean  
**Board of Director:** Michael Harris

## Committee Positions

**Advertising/Marketing:** Steve Moore  
**Show Chairman:** Geoff Carter  
**Achievement Program:** Jim Wanlass  
**Clinic Coordinator:** Charlie Trefl  
**Layout Tours:** Bob Gerald  
**Division Librarian:** Robert Arneson  
**Secretary:** Carolyn Chase  
**Newsletter Editor:** Rick Luthier  
**Membership Chairman:** Chris Dyson

[Click Here to Return to the Table of Contents](#)

Northern Utah Division of NMRA | Redwood Recreation Center 3060 Lester Street | West Valley City, Utah 84119



[Unsubscribe](#) | [About our service provider](#)