

December 2010 - Volume 18 - Number 12

In This Issue (Click the link to read the article)

New Event Location and Time
2018 Division Elections
December Special Event
What Happened Last Month
Clinic Schedule
2018 Intermountain Train Expo
The Pizza Box Layout Group

Achievement Program
Division News
2019 National Convention News
Notes from Golden Spike Train Club
NMRA Membership Renewal
The Club Car
Division Officers and Volunteers
Meeting Information

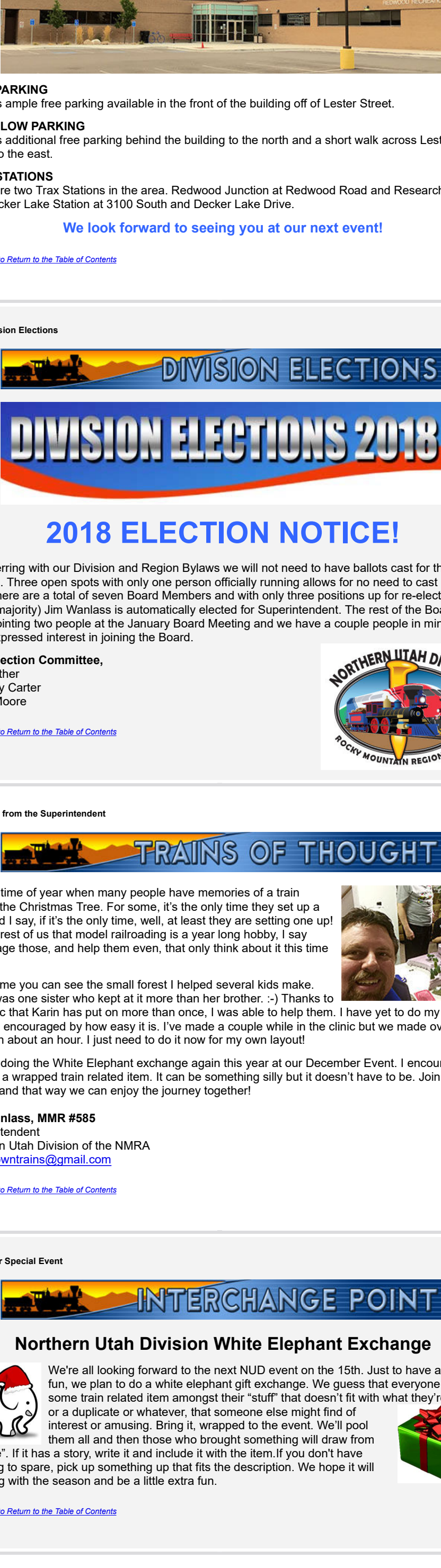
New Event Location and Time



The Northern Utah Division Event has moved to the Redwood Recreation Center in West Valley City. Please note this for all future events.

We are also starting at a new time!
Board of Director's Meeting from 9 AM - 10 AM
Division Event from 10 AM - Noon

Redwood Recreation Center
3060 Lester Street
West Valley City, UT 84119



FREE PARKING

There is ample free parking available in the front of the building off of Lester Street.

OVERLOOK PARKING

There is additional free parking behind the building to the north and a short walk across Lester Street to the east.

TRAX STATIONS

There are two Trax Stations in the area. Redwood Junction at Redwood Road and Research Way. The Decker Lake Station at 3100 South and Decker Lake Drive.

[We look forward to seeing you at our next event!](#)

[Click Here to Return to the Table of Contents](#)

2018 Division Elections



2018 ELECTION NOTICE!

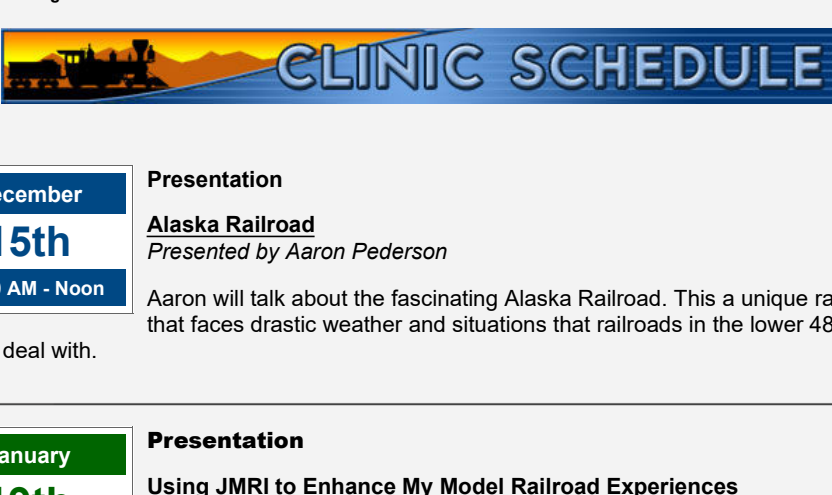
In conformance with our Division and Region Bylaws we will not need to have ballots cast for this year's election. Three open spots with only one person officially running allows for us to need to cast your vote. If there are a total of seven Board Members and with only three positions up for re-election (less than a majority) Jim Wanlass is automatically elected for Superintendent. The rest of the Board will be appointing two people at the January Board Meeting and we have a couple people in mind who have expressed interest in joining the Board.

2018 Election Committee,
Rick Luthier
Geoffrey Carter
Steve Moore

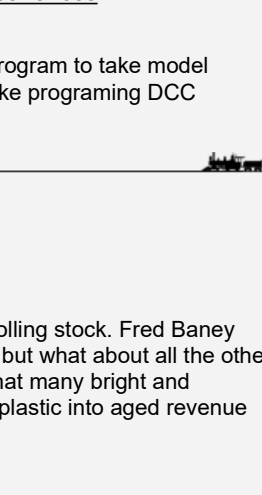


[Click Here to Return to the Table of Contents](#)

Thoughts from the Superintendent



It's that time of year when many people have memories of a train around the Christmas Tree. For some, it's the only time they set up a train and I say, it's the only time, well, at least they are setting one up! For the rest of us that model railroading is a year long hobby, I say encourage those, and help them even, that only think about it this time of year!



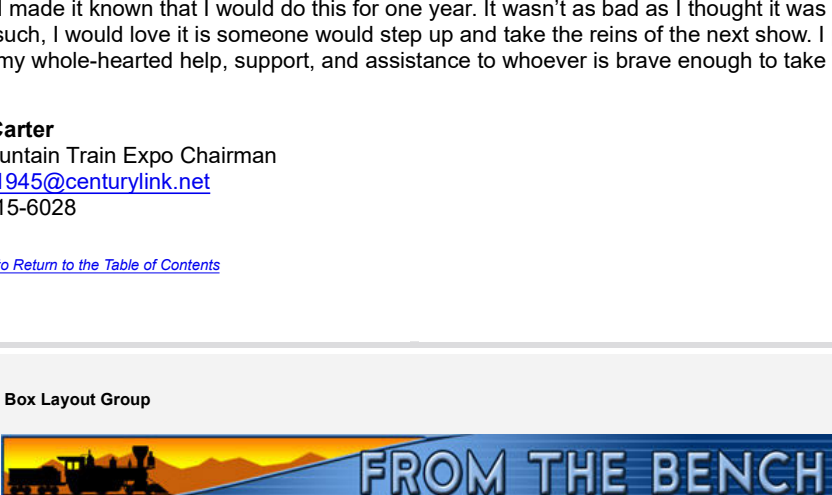
Behind me you can see the small forest I helped several kids make. There was one sister who kept at it more than her brother... Thanks to the clinic that Karin has put on more than once, I was able to help them. I have but to my own but now I'm encouraged by how easy it is. I've made a couple while in the clinic but we made over a dozen in about an hour. I just need to do it now for my own layout!

We are doing the White Elephant exchange again this year at our December event. I encourage you to bring a wrapped train related item. It can be something silly but it doesn't have to be. Join in on the fun and that way we can enjoy the journey together!

Jim Wanlass, MMR #585
Superintendent of the NMRA
Northern Utah Division of the NMRA
jameswotrains@gmail.com

[Click Here to Return to the Table of Contents](#)

December Special Event



Northern Utah Division White Elephant Exchange

We're all looking forward to the next NUD event on the 15th. Just to have a little assist at the 2019 convention, Jim Wanlass presented a hobby on clinic on how easy it is to build finished structures for your layout. One big advantage of card-stock kits is the adhesives used to stick them together. You may also be surprised at how little glue is needed on these models, how quickly the glue sets, and how strong they can be once dry. There are numerous websites that you can download and printout various types of structures in almost any scale. Some of these sights are free and some have a minimal download cost. Check out the following websites:

https://www.illinois.gov/civilian/preserve/pages/construct_mainstreet.aspx
<https://www.scalemodels.com/>
<http://www.cleversmodels.net/>
<http://www.scalemodels.com/>

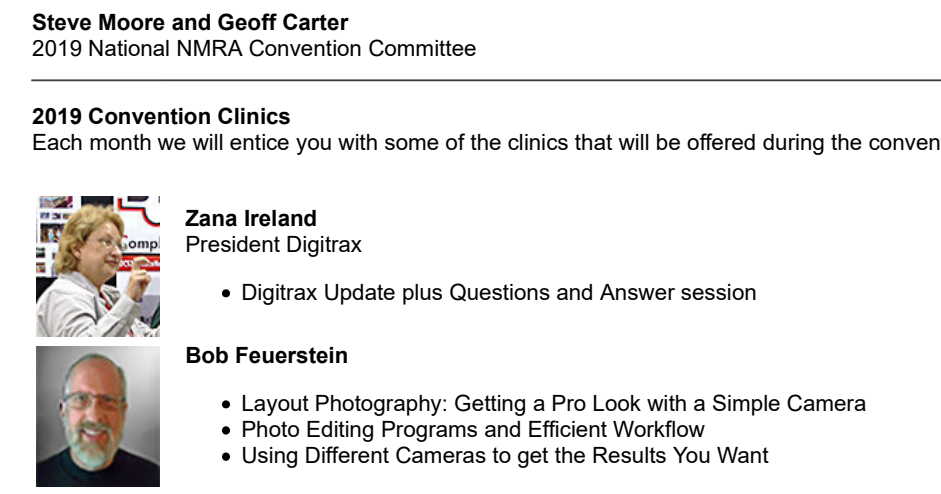
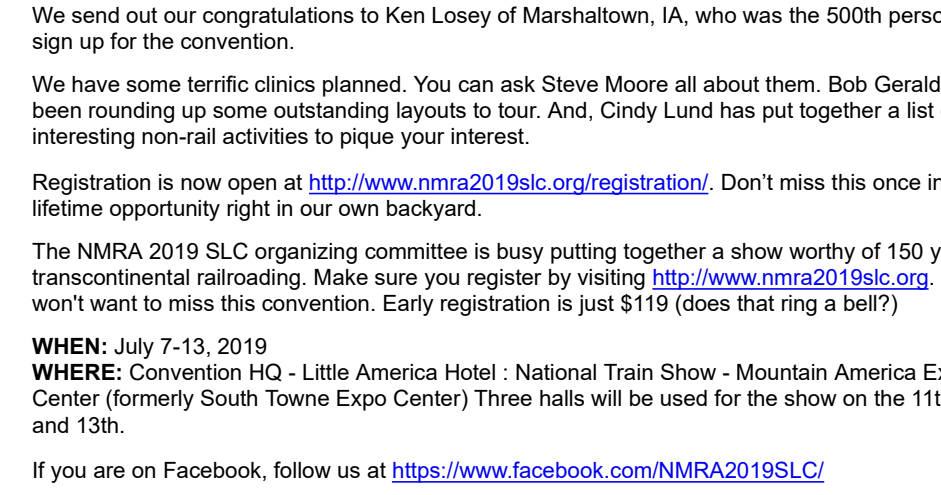

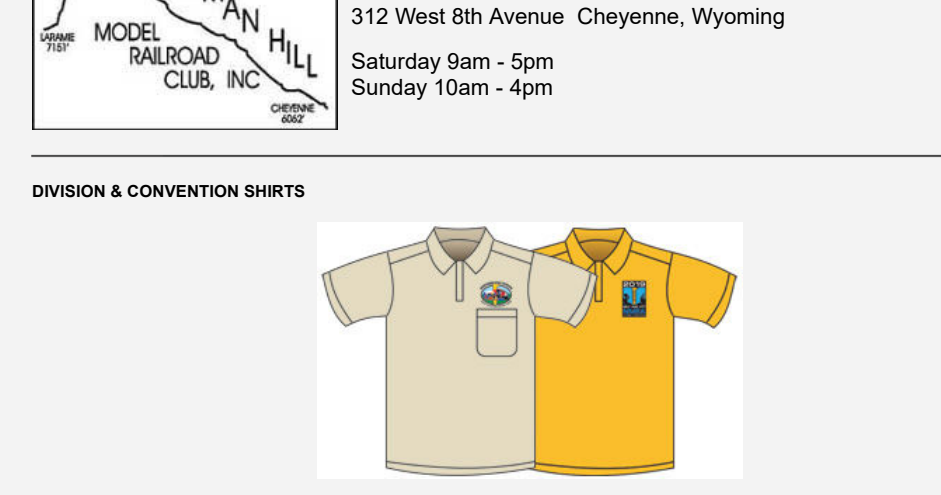

[Click Here to Return to the Table of Contents](#)

What Happened Last Month



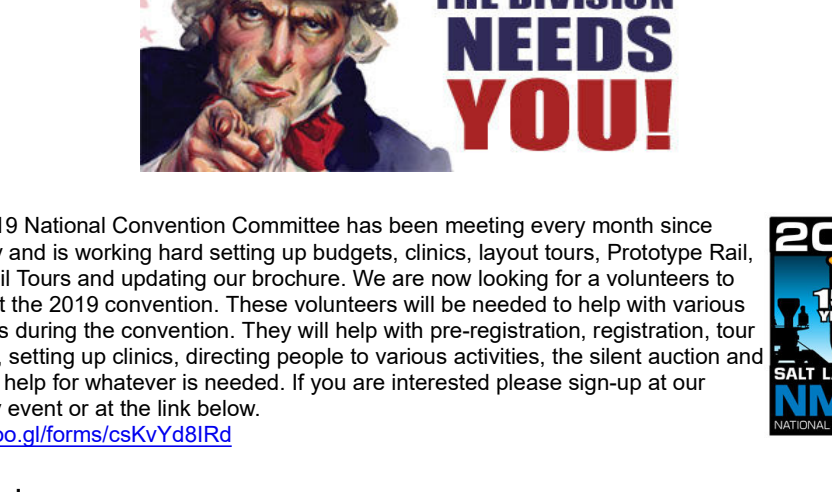
In earlier days of the hobby, card-stock (paper), wood and metal kits were the norm. The proliferation of inexpensive plastic kits pushed these other models to the wayside for decades. Jim Wanlass presented a hobby on clinic on how easy it is to build finished structures for your layout. One big advantage of card-stock kits is the adhesives used to stick them together. You may also be surprised at how little glue is needed on these models, how quickly the glue sets, and how strong they can be once dry. There are numerous websites that you can download and printout various types of structures in almost any scale. Some of these sights are free and some have a minimal download cost. Check out the following websites:

https://www.illinois.gov/civilian/preserve/pages/construct_mainstreet.aspx
<https://www.scalemodels.com/>
<http://www.cleversmodels.net/>
<http://www.scalemodels.com/>



[Click Here to Return to the Table of Contents](#)

Learn Something New



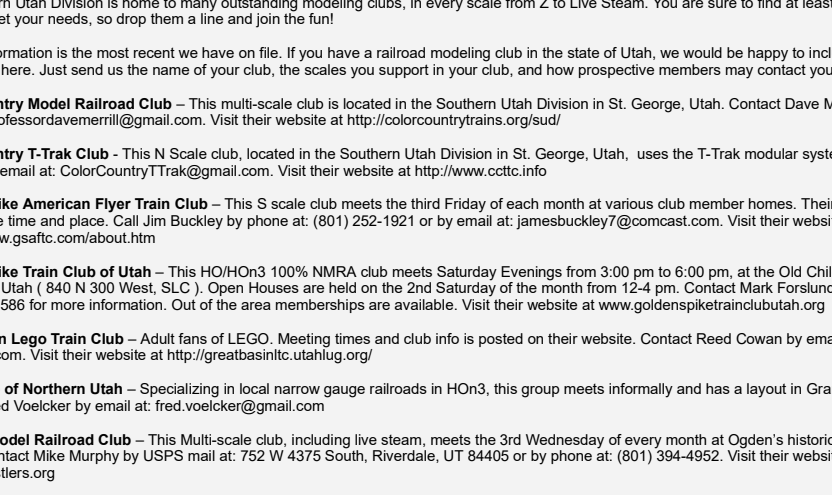
December
15th
10:00 AM - Noon
Presentation
Alaska Railroad
Presented by Aaron Peterson
Aaron will talk about the fascinating Alaska Railroad. This is a unique railroad that faces drastic weather and situations that railroads in the lower 48 never have to deal with.

January
19th
10:00 AM - Noon
Presentation
Using JMRI to Enhance My Model Railroad Experiences
Presented by Mike Dean
Discover the ins and outs of the JMRI computer program to take model railroading to the next level. This program enables you to make programming DCC decoders easier, control signals and track and much more.

February
16th
10:00 AM - Noon
Workshop
Quick and Easy Weathering
Workshop by Rick Luther
Learn how to quickly weather your entire fleet of rolling stock. Fred Baney taught you how to do a meticulously beautiful job, but what about all the other cars that will have to look like they have the weathering put on them? We'll use various shiny new cars. Rick will show you how to quickly turn that fleet of shiny plastic into aged revenue rolling stock.

[Click Here to Return to the Table of Contents](#)

2018 Intermountain Train Expo



The Northern Utah Division wishes to thank the **PROMONTORY CHAPTER of the National Railway Historical Society** for their generous gift supporting our Kids programs!

This last month saw the successful completion of the latest edition of the train show sponsored by you, me, and the rest of the Northern Utah Division. Thanks to the dedicated help from many of you, we had one of the smoothest running train shows in memory. Of particular note was the help of Blaine Holbrook and Cindy Lund, who, although not called as such, functioned as my co-chairs and help to keep me on track. Also a special Thank You to Mike Nelson and Schon Norris, who acted as traffic cops that facilitated the smooth loading and unloading of the display floor.

We also had a special guest presenter, Al Hovey, from New Mexico, who graciously came and presented a few Scenery Clinics over the two day show. Woodland Scenics provided the materials for the clinics, which was a big help to the treasury.

One of the things that made the show run so smoothly was that we had the venue plotted at the correct size. Last year, we drew the floor plan in a room that was slightly bigger than it really was. As Dolly Parton would say, "You can't put ten pounds of potatoes in a five pound sack!"

We had some disappointment in that we lost a couple of vendors at the last minute due to extenuating circumstances and the Sherman Hill group lost an axel on their trailer on the way here from Cheyenne.

Although the train show can be counted as a success, because it ran so smoothly, it was not an overwhelming financial success. Attendance was down a few percentage points (possibly due, in part, to such good weather, and paucity of advertisement). We also tried adding a new feature that added to our overall costs, that didn't win universal acclaim by the vendors and exhibitors. We will be scaling back on that in the future.

I was voluntd (more realistically, shanghaied) into being the chair for this year's train show. At the outset, I made it known that I would do this for one year. I wasn't as bad as I thought I was going to be. As such, I would love to see someone else take the reins of the NUD train show. I will be glad to give my whole-hearted help, support, and assistance to whoever is brave enough to take on this duty.

Geoff Carter
Intermountain Train Expo Chairman
gcarter1945@centurylink.net
(801) 815-6028

[Click Here to Return to the Table of Contents](#)

The Pizza Box Layout Group

Trains ARE for Kids

By Geoffrey Carter

One of the many kid-friendly features of the Intermountain Train Expo was the Locomotive Race. Here we see Pete Hamm, one of the volunteers from the Northern Utah Division, helping the young ones get set up for a race.

The track was engineered and built by Blaine Holbrook in his well appointed wood working shop in Centerville. He has also provided the Boxcars Race, Demolition Derby, and cares for the Loop; all well received and popular with the younger train enthusiasts.

Not only do we have pre-built fun things to do with railroad modeling, we also offer a program where the young people get a chance to put their imagination to use and learn some basic skills by building their own Pizza Box Layouts. We had about twenty-four examples of Pizza Box Layouts on display at the ITE 2018 train show. This is just one example put together by a young girl. (Yes, girls like to do this sort of stuff too!). We provide them with a two-foot square piece of 2" foam insulation board and a circle of N-Scale track. The rest of it is derived from their imagination and we help them with the materials and knowledge to bring their dream to reality. This model layout has a campground scene with tents, trees and bushes, pathways, and a campfire that has simulated flames.

The Pizza Box layout group meets the second Saturday of the month at The Printed Garden in Sandy (at the old MRS Hobby shop space). Contact Blaine Holbrook for more information and to sign-up your young people to participate. Blaine will also accept volunteers to come and share their knowledge and enthusiasm for the hobby with the kids.

Blaine Holbrook - 801-296-1525 - bbholbro1467@earthlink.net

[Click Here to Return to the Table of Contents](#)

Achievement Program

We have had a good number of our members earning their Golden Spike Award lately. I'm glad to see that what I've said for years is actually true: if you have done much model railroading you probably already have earned, or are really close to earning your GSA!

Probably the next easiest achievement in the AP is the Association Volunteer Certificate. Although when I started, I didn't think that I encourage you to read over those requirements. If you are on a committee, or even opened your home to a layout tour, you have "earned points" that count towards your total number required. You are most likely serving others in the model railroad community so why not get your first AP Certificate? The hardest part is probably keeping track of your time. Make a list of things you have done, and when you have done them. It's a little confusing figuring out how the points work but if you have that list (and the dates!) I can help you figure out the rest. It's another one you might already have or are really close. Especially if you are helping on the 2019 Committee!

I earned mine mostly by being a Railroad Merit Badge counselor for the Boy Scouts. In fact, I just passed out a few more boys in my neighborhood tonight! Once you've earned that certificate, you don't just stop serving, you just stop "counting the points." -) Most of the people I know who might already have or are really close. Especially if you are helping on the 2019 Committee!

If you are not sure how you can serve, you can help with the Pizza Box Club by teaching the kids (and their parents) how to do model railroading. They are so full of excitement and energy, it's contagious!

What I like most about helping them is that you are assisting the parents to have a good time with their kids. They are bonding over an activity which just happens to be The Greatest Hobby of All Time! They can be making models, laying track, building a train, painting, making toys and more, and by helping them to do so, we can enjoy the journey together!

Jim Wanlass, MMR #585
AP Chairman
ap@northernutahnmra.org

[Click Here to Return to the Table of Contents](#)

Division News Items

BREAKING NEWS!

Long time vendor and friend to every model railroader in the Utah area, Ray Tower, has announced that he has sold his business to Mike Cunningham. We wish Ray well in his future endeavors and thank him for supporting the model railroading community!

OT&W Annual Train Show
January 11th and 12th, 2019
In the "SHOW BARN" at THANKSGIVING POINT
3003 North Thanksgiving Way, Lehi, Utah
Adults: \$8.00, Children 12 & Under - Free!!!
Friday 3pm - 9pm
Saturday 9am - 5pm

Model Railroad Estate Sale and Silent Auction
Saturday January 19th 2019
Comfort Suites Hotel
2250 South 1200 West Ogden, Utah
Doors open at 9:30 AM
Over 1000 new and used items
For more info go to <http://www.hostlers.info/>

Rocky Mountain Train Show Spring Show
March 2nd & 3rd 2019
Denver Mart
451 E 58th Ave
Denver, CO 80216
<https://rockymountaintrainshow.com/>

Hostlers Model Railroad 2019 Festival
March 8, 9 & 10, 2019
Ogden Union Station
25th Street and Wall Avenue
Friday 3pm - 6pm
Saturday 9am - 6pm
Sunday 9:30am - 3pm

2019 Sherman Hill Train Show
May 18th & 19th 2019
Frontier Park Exhibition Hall
312 West 8th Avenue, Cheyenne, Wyoming
Saturday 9am - 5pm
Sunday 10am - 4pm

DIVISION & CONVENTION SHIRTS

An added in previous Promontory Posts, several of all have ordered Division and/or Convention shirts. There are now two unadorned shirts - one XL, Division shirts and one each XL and 2XL. Convention shirts - \$27.00 for the Division Shirts and \$22.00 for convention shirts. (Why the price difference? Division shirts have a pocket. Convention shirts do not.)

[Click Here to Return to the Table of Contents](#)

2019 NMRA National Convention

NMRA 2019 SLC News
Time is fast running out to get in on this great convention at the killer early-bird special of only \$119.00.
We send out our congratulations to Ken Losey of Marshmallow, IA, who was the 500th person to sign up for the convention.
We have some terrific clinics planned! You can ask Steve Moore all about them. Bob Gerald has been rounding up some outstanding layouts to tour. And, Cindy Lund has put together a list of interesting non-rail activities to pique your interest.

Registration is now open at <http://www.nmra2019slc.org/registration/>. Don't miss this once in a lifetime opportunity right in our own backyard.
The NMRA 2019 SLC organizing committee is busy putting together a show worthy of 150 years of transportation railroading. Make sure you register by visiting <http://www.nmra2019slc.org>. You won't want to miss this convention. Early registration is just \$119 (does that ring a bell?)

WHEN: July 7-13, 2019
WHERE: Convention Hotel - Little America Hotel - National Train Show - Mountain America Expo Center (formerly South Expo Center) Three halls will be used for the show on the 11th, 12th and 13th.

If you are on Facebook, follow us at <https://www.facebook.com/NMRA2019SLC/>

Steve Moore and Geoff Carter
2019 National NMRA Convention Committee

[Click Here to Return to the Table of Contents](#)

2019 Convention Clinics

Each month we will entice you with some of the clinics that will be offered during the convention

Zana Ireland
President Digitrax

- Digitrax Update plus Questions and Answer session

Bob Feuerstein

- Layout Photography: Getting a Pro Look with a Simple Camera
- Photo Editing Programs and Efficient Workflow
- Using Different Cameras to get the Results You Want

Geoff Bunza

- Scale Model Animation for Model Railroaders
- Turning Layout Scenes into Stories: Animation Projects

The 2019 National Convention Committee has been meeting every month since January and is working hard setting up budgets, clinics, layout tours, Prototype Rail, Non-Rail tours and updating our brochure. We are now looking for a volunteers to assist at the 2019 convention. These volunteers will be needed to help with various activities during the convention. They will help with pre-registration, registration, tour leaders, setting up exhibits, lending props, and various other tasks. We need first aid, auction and general help for whatever is needed. If you are interested please sign-up at our monthly event or at the link below.

ap@northernutahnmra.org

Alan Anderson
2019 Convention Chairman
alan@northernutahnmra.org

[Click Here to Return to the Table of Contents](#)

Golden Spike Train Club of Utah

The Golden Spike Train Club held its Christmas Open House on December 8th. The club was very successful in combining the spirit of Christmas and model railroading.

The Golden Spike Train Club holds a public open house while running their trains for display at the state's largest static club layout!

Come down the Second Saturday of each month for our next open house from Noon to 4:00 PM

840 North 300 West Salt Lake City in the south basement of the old Children's Museum.

Visit our website at <http://www.goldenspikeclub.utahnmra.org/>

Like us on Facebook at <https://www.facebook.com/GoldenspikeTrainClub/>

[Click Here to Return to the Table of Contents](#)

NMRA Membership Renewal

Just a reminder for everyone to check their expiration date on membership NMRA cards. December is the most recent we have on file. If you have a railroad modeling club in the state of Utah, we would be happy to include your information there. Just send us the name of your club, the dates you support it by year club, and the prospective members you request your club.

Golden Spike Train Club of Utah - This multi-scale club is located in the Southern Utah Division in St. George, Utah. Contact Dave Merrill by phone at (801) 445-1010 or by email at dave@goldenpikeclub.org. Visit their website at <http://www.goldenspikeclub.org>

Golden Spike American Flyer Train Club - This N Scale club meets Saturday Evenings from 5:00 pm to 6:00 pm, at the Old Children's Museum in Ogden (840 S 300 West, S.C.). Open Houses are held on the 2nd Saturday of the month from 12-4 pm. Contact Mark Foxford by phone at (801) 461-0068 for more information. Visit their website at <http://www.goldenspikeclub.org>

Great Basin Lepus Train Club - Adult fans of LEGO. Meeting times and club info is posted on our website. Contact Reed Cowan by email at reed@lepusclub.org

Utah Flyer 402 - A 402 scale club located in the Southern Utah Division in St. George, Utah. Contact Mike at mike@utahflyerclub.org

Utah Flyer 402 - A 402 scale club located in the Southern Utah Division in St. George, Utah. Contact Mike at mike@utahflyerclub.org

Utah Flyer 402 - A 402 scale club located in the Southern Utah Division in St. George, Utah. Contact Mike at mike@utahflyerclub.org

Utah Flyer 402 - A 402 scale club located in the Southern Utah Division in St. George, Utah. Contact Mike at mike@utahflyerclub.org

Utah Flyer 402 - A 402 scale club located in the Southern Utah Division in St. George, Utah. Contact Mike at mike@utahflyerclub.org

Utah Flyer 402 - A 402 scale club located in the Southern Utah Division in St. George, Utah. Contact Mike at mike@utahflyerclub.org

Utah Flyer 402 - A 402 scale club located in the Southern Utah Division in St. George, Utah. Contact Mike at mike@utahflyerclub.org

Utah Flyer 402 - A 402 scale club located in the Southern Utah Division in St. George, Utah. Contact Mike at mike@utahflyerclub.org

Utah Flyer 402 - A 402 scale club located in the Southern Utah Division in St. George, Utah. Contact Mike at mike@utahflyerclub.org

Utah Flyer 402 - A 402 scale club located in the Southern Utah Division in St. George, Utah. Contact Mike at mike@utahflyerclub.org

Utah Flyer 402 - A 402 scale club located in the Southern Utah Division in St. George, Utah. Contact Mike at mike@utahflyerclub.org

Utah Flyer 402 - A 402 scale club located in the Southern Utah Division in St. George, Utah. Contact Mike at mike@utahflyerclub.org

Utah Flyer 402 - A 402 scale club located in the Southern Utah Division in St. George, Utah. Contact Mike at mike@utahflyerclub.org

Utah Flyer 402 - A 402 scale club located in the Southern Utah Division in St. George, Utah. Contact Mike at mike@utahflyerclub.org

Utah Flyer 402 - A 402 scale club located in the Southern Utah Division in St. George, Utah. Contact Mike at mike@utahflyerclub.org

Utah Flyer 402 - A 402 scale club located in the Southern Utah Division in St. George, Utah. Contact Mike at mike@utahflyerclub.org

Utah Flyer 402 - A 402 scale club located in the Southern Utah Division in St. George, Utah. Contact Mike at mike@utahflyerclub.org

Utah Flyer 402 - A 402 scale club located in the Southern Utah Division in St. George, Utah. Contact Mike at mike@utahflyerclub.org

Utah Flyer 402 - A 402 scale club located in the Southern Utah Division in St. George, Utah. Contact Mike at