



September 2018 - Volume 8 - Issue 9

In This Issue (Click title to read the article)

- [New Event Location and Time](#)
[Thoughts from the Superintendent](#)
[What Happened Last Month](#)
[Clinic Schedule](#)
[2019 National Convention News](#)
[Division News](#)
- [On-line Research Part 2](#)
[NMRA Membership Renewal](#)
[Notes from Golden Spike Train Club](#)
[Notes from South Weber Club](#)
[The Club Car](#)
[Division Officers and Volunteers](#)
[Meeting Information](#)

New Event Location and Time

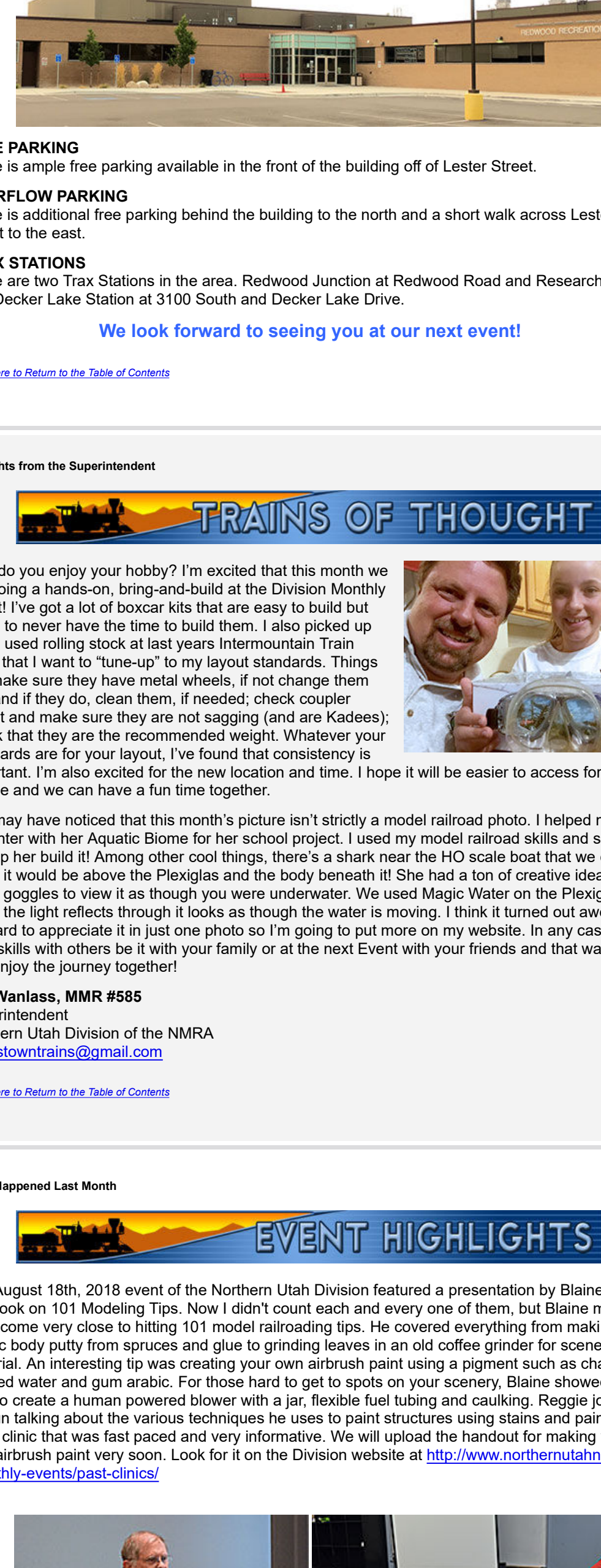
SPECIAL REPORT

PLEASE NOTE!

The Northern Utah Division Event has moved to the **Redwood Recreation Center in West Valley City. Please note this for all future events.**

We are also starting at a new time!
Board of Director's Meeting from 9 AM - 10 AM
Division Event from 10 AM - Noon

Redwood Recreation Center
3060 Lester Street
West Valley City, UT 84119



FREE PARKING

There is ample free parking available in the front of the building off of Lester Street.

OVERFLOW PARKING

There is additional free parking behind the building to the north and a short walk across Lester Street to the east.

TRAX STATIONS

There are two Trax Stations in the area. Redwood Junction at Redwood Road and Research Way. The Decker Lake Station at 3100 South and Decker Lake Drive.

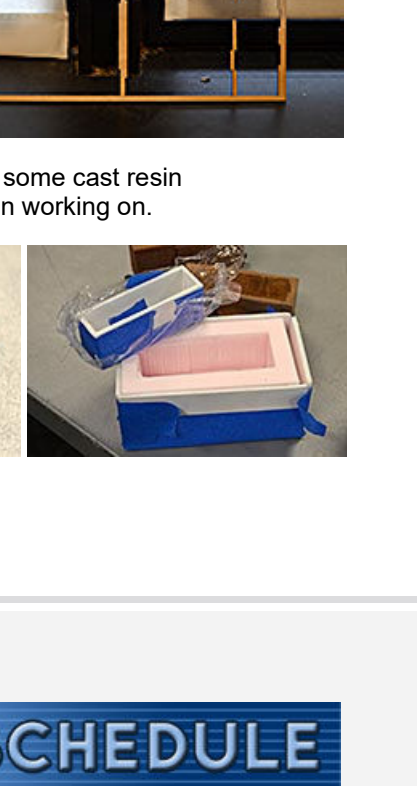
[We look forward to seeing you at our next event!](#)

[Click Here to Return to the Table of Contents](#)

Thoughts from the Superintendent

TRAINS OF THOUGHT

How do you enjoy your hobby? I'm excited that this month we are doing a hands-on, bring-and-build at the Division Monthly Event! I've got a lot of boxcar kits that are easy to build but seem to never have the time to build them. I also picked up some used rolling stock at last year's Intermountain Train Expo that I want to "fine-tune" to my layout standards. Things like make sure they have metal wheels, if not change them out, and if they do, clean them, if needed; check coupler height and make sure they are sagging (worn Kadee's); check that they are the recommended weight. Whatever your standards are for your layout, I've found that consistency is important. I'm also excited for the new location and time. I hope it will be easier to access for more people and we can have a fun time together!



You may have noticed that this month's picture isn't strictly a model railroad photo. I helped my daughter with her Aquatic Biome for her school project. I used my model railroad skills and supplies to help her build it! Among other cool things, there's a shark near the HO scale boat that we cut the fin so it would be above the Plexiglas and the body beneath it! She had a ton of creative ideas like using poggles to view it as though you were underwater. We used Magic Water on the Plexiglas and when the light reflects through the Plexiglas as though the water is moving. I think it turned out awesome! It's hard to appreciate it in just one photo so I'm going to put more on my website. In any case, share your skills with others be it with your family or at the next Event with friends and that way we can enjoy the journey together!

Jim Wanlass, MMR #585

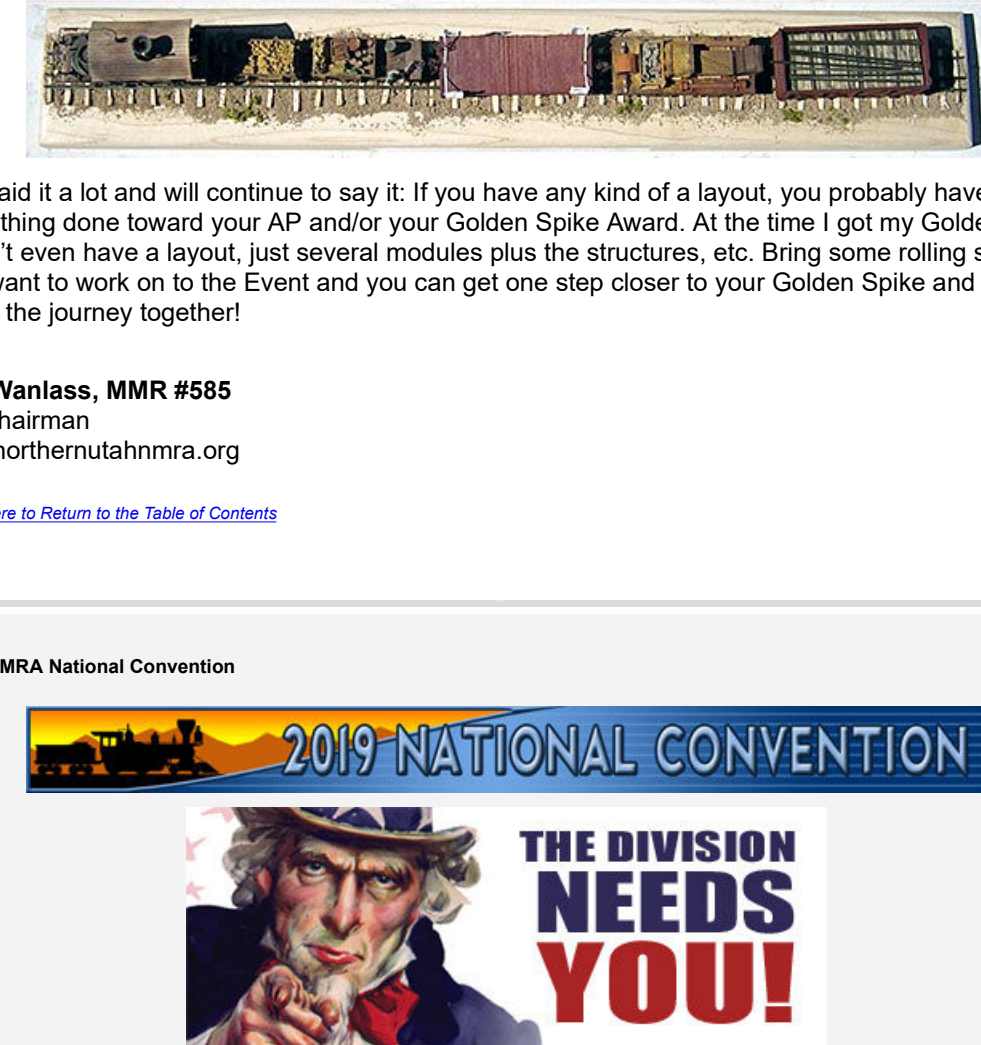
Northern Utah Division of the NMRA
jameslwanlass@gmail.com

[Click Here to Return to the Table of Contents](#)

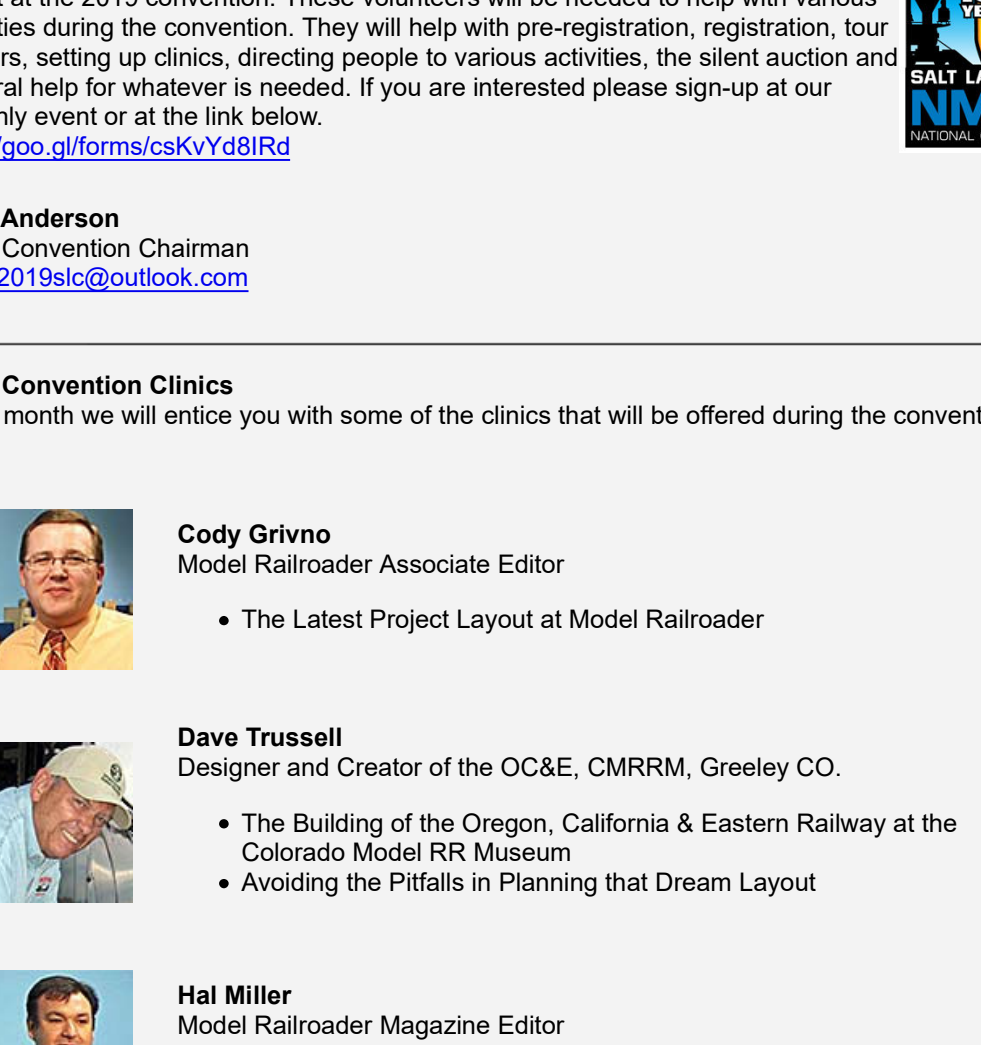
What Happened Last Month

EVENT HIGHLIGHTS

The August 18th, 2018 event of the Northern Utah Division featured a presentation by Blaine Hotbrook on 101 Modeling Tips. Now I didn't count each and every one of them, but Blaine might have come very close to hitting 101 model railroading tips. He covered everything from making plastic body putty from spruces and glue to grinding leaves in an old coffee grinder for scenery material. An interesting tip was creating your own airbrush paint using a pigment such as chalks with distilled water and gum arabic. For those hard to get spots on your scenery, Blaine showed us how to create a human powered blower with a jar, flexible fuel tubing and caulking. Reggie joined in the fun talking about the various techniques he uses to paint structures using stains and paint. A great clinic that was fast paced and very informative. We will upload the handout for making your own airbrush paint very soon! Look for it on the Division website at <http://www.northernutahnmra.org/monthly-events/past-clinics/>



For Show and Tell, Jim Wanlass brought some cast resin narrow gauge rolling stock he has been working on.



[Click Here to Return to the Table of Contents](#)

Learn Something New

CLINIC SCHEDULE

September
3:00 PM - 5:00 PM

Bring and Build Day - Rolling Stock

Do you have some rolling stock that you want to build or finish? Having a problem assembling that complicated wood or plastic kit? Wanting to learn some tips and techniques for building that awesome one car? Bring your kits and some tools and we will spend time building and sharing creative ways to get more rolling stock on your layout.

Clinics Needed!

We need more good clinics for our monthly Division Events. That is where you come in, if you have a clinic you would like to share with the group, please let me know. If you know of someone who might have a killer clinic, let me know.

If you have a clinic topic you would like to see presented, let me know. We have clinics scheduled for the next few months, but from there out we are open. Any topic, even one we have had in the past. We are open to your ideas.

Some Topics:

Roadbed, Benchwork, Wiring, Trackwork, Improving Turnouts, Writing for Publication, What's New in Electronics for Model Railroads, Layout Lighting for Better Visibility, Choosing a Scale, Choosing an Era to Model, Sub-Roadbed, Scratchbuilding Structures, Practical Airbrush Uses, Adding Water features, . . .

I'm sure you can think of a few topics or would be willing to share with the Division your knowledge. Thanks!

Steve Moore

Acting Clinics Coordinator
stevem@northernutahnmra.org
801-260-1269 h, 801694-8394 cell

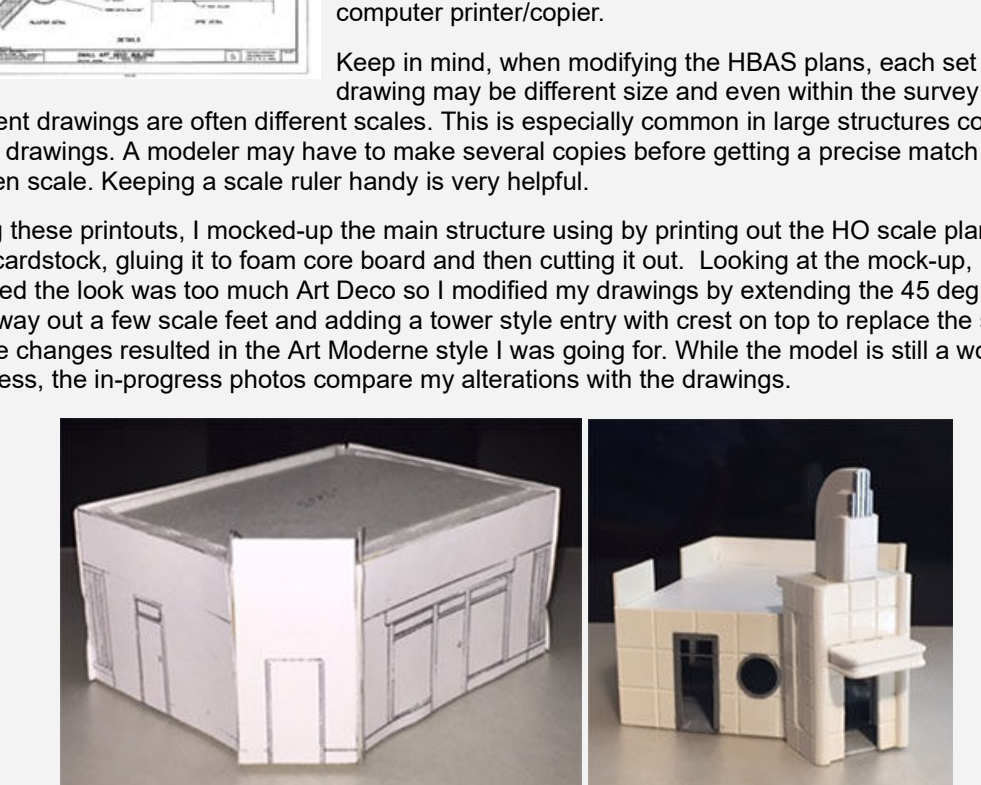
[Click Here to Return to the Table of Contents](#)

Achievement Program

ACHIEVEMENT PROGRAM

Congratulations to Bill Hughes (who I mentioned last month) and Chara Trefelt for finishing the Golden Spike Award! A congratulations also goes out to Lowell Didas, Lou Anderson and Mike Dean for also getting their Golden Spike Award! Remember, when it comes to the Golden Spike it is an introductory to the other aspects of the Achievement Program. I will accept pictures of any or current work you have done. While Mike brought me paperwork with pictures and descriptions outlining all that he had done to pass off the Golden Spike, I will also talk with you at the Division Events and may even visit your layout in person. In each case, I will handle the situation differently depending on the circumstances. When it comes to the other requirements of the AP, we will be a little more strict when it comes to the requirements. In some cases, it requires 2 or more signatures in addition to sending it to the Region and/or National so we want to cross our t's and dot our i's because it is our word on the line verifying the work.

The bring-and-build at the upcoming Division Event would be a good chance to complete some rolling stock for your Golden Spike. The division event will be a good chance to complete some rolling stock for your Golden Spike. The division event will be a good chance to complete some rolling stock for your Golden Spike. The division event will be a good chance to complete some rolling stock for your Golden Spike.



I've said it a lot and will continue to say it: If you have any kind of a layout, you probably have something done toward your AP and/or your Golden Spike Award. At the time I got my Golden Spike I didn't even have a layout, just several modules plus the structures, etc. Bring some rolling stock you want to work on to the Event and you can get one step closer to your Golden Spike and we can enjoy the journey together!

Jim Wanlass, MMR #585

AP Chairman
ap@northernutahnmra.org

[Click Here to Return to the Table of Contents](#)

2019 NMRA National Convention

2019 NATIONAL CONVENTION


The 2019 National Convention Committee has been meeting every month since January and is working hard setting up budgets, clinics, layout tour, Prototype Rail, Non-Rail Tours and updating our brochure. We are now looking for a volunteers to assist at the 2019 convention. These volunteers will be needed to help with various activities during the convention. They will help with pre-registration, registration, tour helpers, setting up clinics, directing people to various activities, the silent auction and general help for whatever is needed. If you are interested please sign-up at our monthly event or at the link below.
<http://goqr.gl/forms/cskYv08Rku>

Alan Anderson

2019 Convention Chairman
nmra2019slc@outlook.com

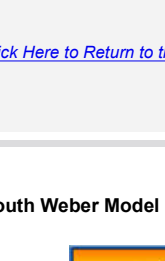
2019 Convention Clinics

Each month we will entice you with some of the clinics that will be offered during the convention



Cody Orvino
Model Railroader Associate Editor

- The Latest Project Layout at Model Railroader



Dave Trussell
Designer and Creator of the OC&E, CMRRM, Greeley CO.

- The Building of the Oregon, California & Eastern Railway at the Colorado Model RR Museum
- Avoiding the Pitfalls in Planning that Dream Layout



Hal Miller
Model Railroader Magazine Editor

- What's New at Model Railroader Magazine

Registration is now open at <http://www.nmra2019slc.org/registration/>. Don't miss this once in a lifetime opportunity right in our own backyard!

The NMRA 2019 SLC organizing committee is busy putting together a show worthy of 150 years of transcontinental railroading. Make sure you register by visiting <http://www.nmra2019slc.org>. You won't want to miss this convention. Early registration is just \$119 (does that ring a bell?)

WHEN: July 7-13, 2019

WHERE: Convention HQ - Little America Hotel - National Train Show - Mountain America Expo Center (formerly South Towne Expo Center) Three halls will be used for the show on the 11th, 12th and 13th.

If you are on Facebook, follow us at <https://www.facebook.com/NMRA2019SLC/>

Steve Moore and Geoff Carter

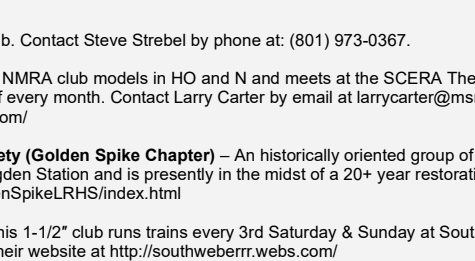
2019 National NMRA Convention Committee

[Click Here to Return to the Table of Contents](#)

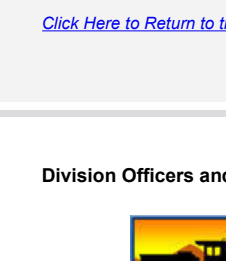
Division News Items

DIVISION NEWS ITEMS

DIVISION & CONVENTION SHIRTS



As noted in previous Promontory Posts, several of us have ordered Division and/or Convention shirts. There are now four unclaimed shirts - two XL Division shirts and one each XL and 2XL Convention shirts - \$27.00 for the Division Shirts and \$22.00 for convention shirts. (Why the price difference? Division shirts have a pocket. Convention shirts do not.)

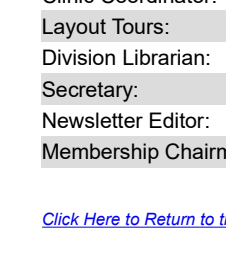


2018 Intermountain Train Expo

November 10th & 11th
Saturday 9 AM - 5 PM
Sunday 9 AM - 4 PM

Mountain America Exposition Center
9575 State Street Sandy, Utah

<http://www.intermountaintrainexpo.com/>
<https://www.facebook.com/intermountaintrainexpo/>



RAILS Along the Rio Grande 2018

November 17 & 18 2018
Balloon Fiesta Park Albuquerque, New Mexico
www.railsalongtheriogrande.org



Rocky Mountain Train Show

November 24th & 25th 2018
The Ranch Events Complex
5280 Arena Circle
Loveland, CO 80538
<https://rockymountaintrainshow.com/>

[Click Here to Return to the Table of Contents](#)

On-line Research Part 2

UNDER THE HOOD

Adapting the Plans to a Model
(This is the second part in the series about using on-line research)

by Lou Anderson
Northern Utah Division, RMR

I am a fan of Art Deco and Art Moderne architecture and wanted to try my hand at scratch building a structure in one of those styles. Initially, I searched for "Art Moderne" but came up with zero matches, so I chose the next closest architectural style by entering "Art Deco". The HABS data base search engine liked this much better and found 400 matches.

Going through the results, I found an entry titled "Small Art Deco Building". The survey was prepared on a small office structure that once stood at 13th and Adams Streets in Decatur, Indiana. The building's footprint was approximately 22' x 22' which scaled down to about 3' x 3' in HO (1/87th) scale, perfect for a spot on my planned layout.

Unfortunately, there were no photos of the building in the survey and I was unable to find any on-line, but the HABS drawings showed the site plan, building footprint and elevations for all four sides of the building. Also included was a measured floor plan showing the interior walls along with the exterior window and door locations. Another drawing illustrated details of the triangular Art Deco spire on top of the structure. I printed out the drawings and then converted them to HO scale using my computer printer/copier.

Keep in mind, when modifying the HABS plans, each set of drawing may be different size and even within the survey itself different drawings are often different scales. This is especially common in large structures containing detail drawings. A modeler may have to make several copies before getting a precise match to their chosen scale. Keeping a scale ruler handy is very helpful.

Using these printouts, I mocked-up the main structure using by printing out the HO scale plans on light cardstock, gluing it to foam core board and then cutting it out. Looking at the mock-up, I decided the look was too much Art Deco so I modified my drawings by extending the 45-degree entryway out a couple of feet and adding a tower style entry with crest on top to replace the spire. These changes resulted in the Art Moderne style I was going for. While the model is still a work in progress, the in-progress photos compare my alterations with the drawings.

A Few Final Comments

To wrap up, the US Library of Congress' Historic American Building Survey/Historic American Engineering Record/Historic American Landscapes Survey website is a wealth of information that can be of great assistance to the model railroader. In addition to all the information and drawings of structures, there are photos of locomotives, passenger cars and rolling stock in the archives. Even if you are not looking for specific historical structure, it is a great place to find ideas and inspiration for your next modeling project.

[Click Here to Return to the Table of Contents](#)

NMRA Membership Renewal

ALL ABOARD!

Just a reminder for everyone to check their expiration date on membership NMRA cards. Please don't let them lapse! You should receive a membership renewal form in the mail months before your expiration. If you can't find it or didn't get it, you can always go on-line and renew there. Below is the link to NMRA website page.
<https://nmra.org/membership-application-and-renewal>

Also check NMRA home page for membership discounts through the NMRA Partnership Program. You can get discounts at over 30 vendors including Micro-Mart, Green Frog Productions, Minicooler, Scale Models, Metrol Models, MRC (Model Railroad Corporation) and many others. The discounts could add up to what a years membership costs!
<https://nmra.org/partnerships>

Lowell Didas

Membership Chairman

[Click Here to Return to the Table of Contents](#)

Golden Spike Train Club of Utah

GOLDEN SPIKE TRAIN CLUB

The Golden Spike Train Club holds a public open house while running their trains for display at the state's largest static club layout!

Come down the Second Saturday of each month for our next open house from Noon to 4:00 PM (Extended hours this December from 11 AM to 5 PM)

840 North 300 West Salt Lake City in the 11th basement of the old Children's Museum.

Visit our website at <http://www.goldenspiketrainclubutah.org/>

Like us on facebook at <https://www.facebook.com/GoldenspikeTrainClub/>

[Click Here to Return to the Table of Contents](#)

South Weber Model Railroad Club

SOUTH WEBER MODEL RR CLUB

We have many exciting changes and upgrades to the railroad planned for the years to come!

First up, we have approval from the city to start working on a permanent loading platform on the north edge of the park! We're working on getting the plans finalized and getting everything signed off, but we hope to have concrete in before it starts to get too cold.

Also, as you've seen in other posts, we are planning on finishing the loop of track in the northwest corner of the park! Once that is completed, it should add another 5 minutes or so to the length of the train rides around the park! Longer rides and more scenery for you to view!

We've also considered building small scale buildings around the track! (pictured is a factory by Mike Duncan) Several riders have mentioned this before, and we've brought it up to the club, but we would like to have several scale structures, buildings, water towers, etc., around the park. Again, this would add to the scenery and entertainment during the ride!

Your donations make all these ideas a reality. If you think these are great ideas, or if you have another idea you think would be fun for the park, add a comment below and let us know! Share the post with your friends and family, bring everyone out to the run days! We'll see you all there!

Join us at Canyon Meadows Park (631 Petersen Pkwy, South Weber, Utah) for train rides around the park! The park offers a large park with lots of grass and a playground, there's also public restrooms available. Bring your friends, family and a lunch and be ready for fun!

Visit our website at <http://southweber-model.com/>

Visit our Facebook page at <https://www.facebook.com/SouthWeberModelRail/>

[Click Here to Return to the Table of Contents](#)

The Club Car

THE CLUB CAR

The Northern Utah Division is home to many outstanding modeling clubs, in every scale from Z to Live Steam. You are sure to find at least one of them that will meet your needs, so drop them a line and join the fun!

Contact information is the most recent we have on file. If you have a railroad modeling club in the state of Utah, we would be happy to include your information here. Just send us the name of your club, the scales you support in your club, and how prospective members may contact your club.

Color County Model Railroad Club - This multi-scale club is located in the Southern Utah Division in St. George, Utah. Contact Dave Merrill by email at: professordevildan@gmail.com. Visit their website at <http://colorcountymr.com/>

Color County Flyer Train Club - This HO scale club meets the first Friday of every month at various club member homes. Their newsletter contains the club and past layouts. Brochure by phone at: (801) 252-1821 or by email at: jennabushley1@gmail.com. Visit their website at <http://www.gaffco.com/utah/>

Golden Spike Train Club of Utah - This HO/HO13 100% NMRA club meets Saturday evenings from 3:00 pm to 6:00 pm, at the Old Children's Museum at 404 S. 4100 West, West Haven, UT 84401

Great Basin Flyer Train Club - Adult focus of LECO. Meeting times and club info is posted on their website. Contact Reed Cowley by email at: ghs@reel.com. Visit their website at <http://www.reel.com/>

HO Scale Club of Northern Utah - This HO scale club, including live steam, meets the 3rd Wednesday of every month at Ogden's historic Union Station. Contact Mike Murphy by USPS mail at: 752 W 4375 South, Riverview, UT 84405 or by phone at: (801) 394-4982. Visit their website at <http://ho.utahnmra.org>

O scale Guys - An O and HO scale club. Contact Steve Sheibel by phone at: (801) 973-0367.

O scale Trains and Western - This 100% NMRA club models in HO and H0 and meets at the SCERA Theater Boardroom (743 South State Street, Ogden) at 7:00 pm on the 3rd Thursday of every month. Contact Larry Carter by email at larrycarter@nmra.org or by phone at: (801) 446-8161. Visit their website at <http://www.o-scale.com/>

Railway & Locomotive Historical Society (Golden Spike Chapter) - An historically oriented group of researchers and presenters/hosts, the Golden Spike chapter of the Railway & Locomotive Historical Society meets in the Southern Utah Division on the 2nd Saturday of the month at 11:00 am. The key feature is the abbreviated railroad grade of the Salt Lake & Western Railroad. Club has a 2 1/2 mile long 1/8" scale and a new 1/8" scale (according to pull force) as well as a 1/8" scale. Rides are typically in the morning on the 2nd Saturday of the month. Contact Mike at utahlocohistoricalsociety@gmail.com or watch Facebook for event listings. <https://www.facebook.com/utahloco>

Utah Live Steam Society - A live steam group that meets in various member's homes. Contact Stan White by phone at: (801) 545-4685 or by USPS mail at: 4020 N 1500 West, Layton, UT 84040

Utah Live Steamers - Our railroad is at Shady Park, 400 West Aspen Hills Blvd, Salt Lake Springs, UT which encompasses 12 acres. The key feature is the abbreviated railroad grade of the Salt Lake & Western Railroad. Club has a 2 1/2 mile long 1/8" scale and a new 1/8" scale (according to pull force) as well as a 1/8" scale. Rides are typically in the morning on the 2nd Saturday of the month. Contact Mike at utahlocohistoricalsociety@gmail.com or watch Facebook for event listings. <https://www.facebook.com/utahloco>

Utah Train Collectors Association - Primarily 3-rail O gauge, though other scales are represented. Promotes model railroading in Northern Utah. Meet the first Thursday of each month. Contact Kent Silver (Club President) by email at: westmaster@att.net. Visit their website at <http://utahtraincollectors.com/>

Wasatch & O Scale Model Railroad Club - For contact info visit their website at wasatchoscale.org

[Click Here to Return to the Table of Contents](#)

Division Officers and Volunteers

DIVISION BRASS HATS

Northern Utah Division Officers

Superintendent:	Jim Wanlass
Assistant Superintendent:	Blaine Didas
Treasurer:	Blaine Didas
Board of Director:	Steve Moore
Board of Director:	Geoff Carter
Board of Director:	Wayne Lee
Committee Positions	
Advertising/Marketing:	Steve Moore
Convention Chairman:	Alan Anderson
Achievement Program:	Jim Wanlass
Operations Program (DOGS):	Daland Spier
Clinic Coordinator:	Steve Moore
Layout Train:	Bob Gerald
Division Librarian:	Robert Amesen
Secretary:	Carolyn Chase
Newsletter Editor:	Rock Luther
Membership Chairman:	Lowell Didas

[Click Here to Return to the Table of Contents](#)

Come Join us for Fun, Learning & Fellowship

MEETING INFORMATION

Utah's center for model railroading excellence!
Join us every third Saturday at the
Redwood Recreation Center<