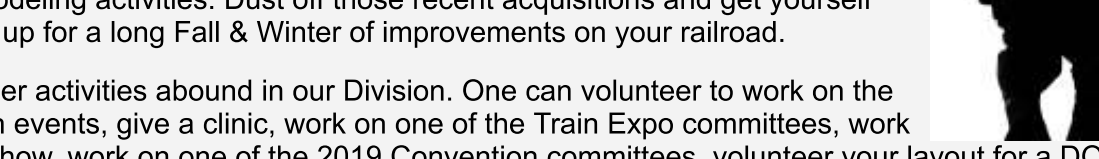


In This Issue (Click title to read the article)

[Thoughts from the Superintendent](#)
[What Happened Last Month](#)
[Presentation/Workshop Schedule](#)
[Division Operations Group News](#)
[Achievement Program](#)
[Intermountain Train Expo News](#)
[Discovery Gateway Train Day](#)
[2019 National Convention News](#)
[Division News](#)

[NMRA Discount News](#)
[The Construction Crew](#)
[Eagle Scout Project](#)
[Photo Run By](#)
[Notes from Golden Spike Train Club](#)
[Notes From South Weber Club](#)
[The Club Car](#)
[Division Officers and Volunteers](#)
[Meeting Information](#)

Meeting Notice

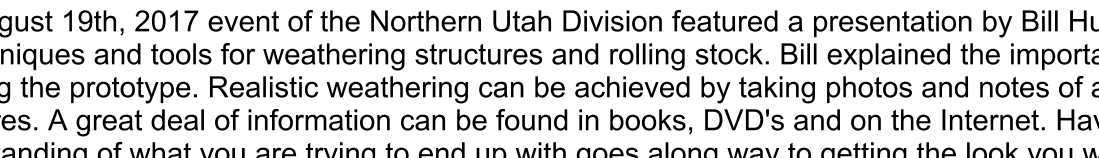


PLEASE NOTE!

The Event this month will be held in the **ART SPACE** on the ground floor of the Children's Museum at our normal time of 3:00 PM.

[Click Here to Return to the Table of Contents](#)

Thoughts from the Superintendent



Well, here we are in September. Summer has come and gone with not much of a let up in model railroading. We have Train Day at the Children's Museum coming up next month, our Northern Utah Division events are this weekend and the Train Expo in November. Now is the time to get yourself refocused on your modeling activities. Dust off those recent acquisitions and get yourself geared up for a long Fall & Winter of improvements on your railroad.

Volunteer activities abound in our Division. One can volunteer to work on the Division events, give a clinic, work on one of the Train Expo committees, work at the show, work on one of the 2019 Convention committees, volunteer your layout for a DOG session, join the DOGs, volunteer your layout for a layout tour, etc, etc. The opportunities are there. All YOU have to do is "step up!"

We will be holding elections for the Northern Utah Division is a couple of months. Stay tuned for them. We have several positions open so you might consider them in your activity listing. We have many exciting clinics coming up in the next few months. Get them on your calendar and plan to join us on the third Saturday of the month at 3 PM at the Children's Museum at the Gateway shopping Center.

Jack Chase
 Superintendent
 Northern Utah Division of the NMRA
 801-323-1148
jack.r.chase@gmail.com

[Click Here to Return to the Table of Contents](#)

What Happened Last Month



The August 19th, 2017 event of the Northern Utah Division featured a presentation by Bill Hughes on techniques and tools for weathering structures and rolling stock. Bill explained the importance of studying the prototype. Realistic weathering can be achieved by taking photos and notes of actual structures. A great deal of information can be found in books, DVD's and on the internet. Having an understanding of what you are trying to end up with goes along way to getting the look you want.

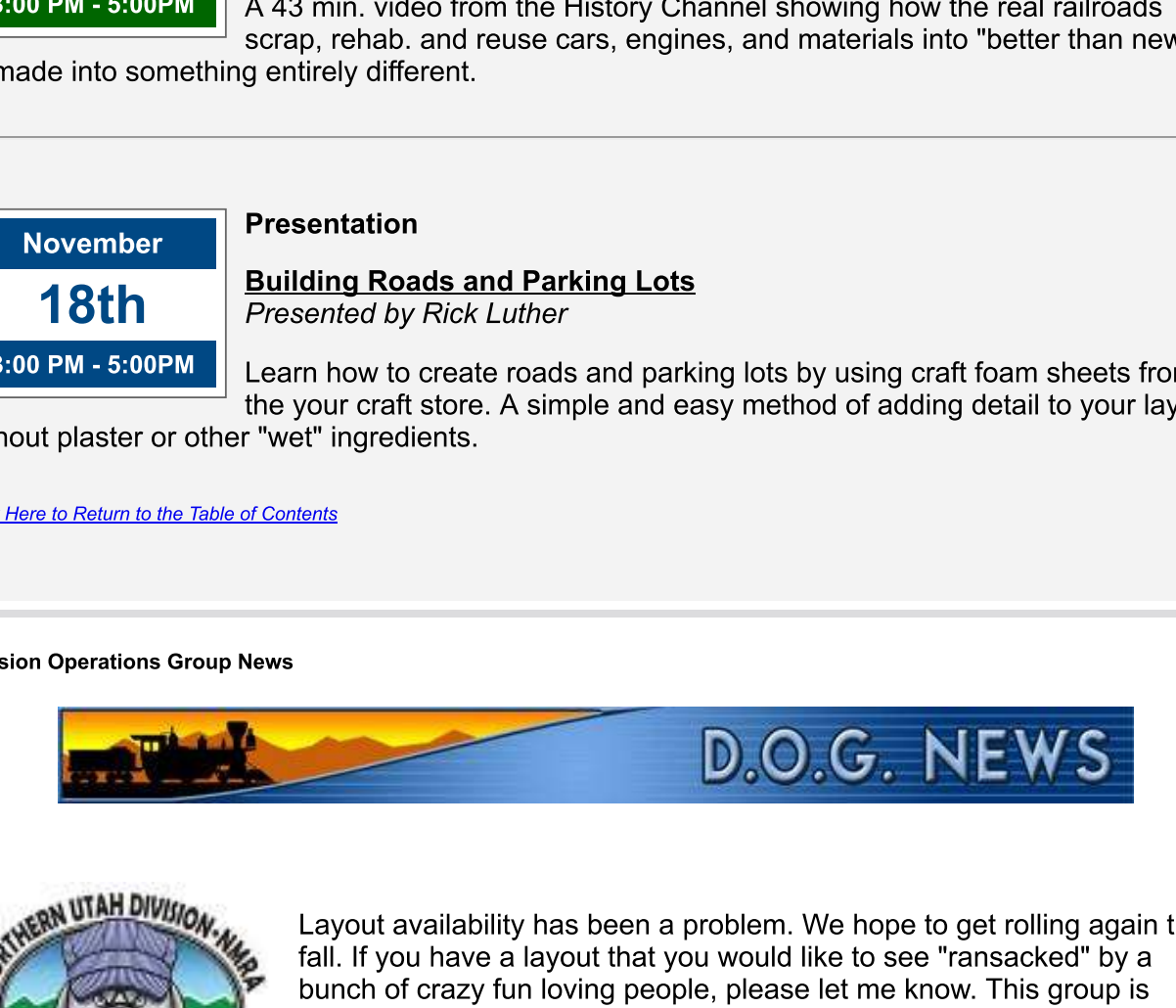
There are many types of weathering that are available for the modeler to use. One of Bill's favorites is the black alcohol wash made from 90% isopropyl alcohol and India ink. He recommends using 2 tablespoons of ink per pint of alcohol. Some recommended paints and stains include Floquil (If you can find them), MinWax, Hunterline, acrylics from the craft store (Seinnas, umbers, yellows, greens, white) and Polly S (Earth, dirt, mud). Chalks such as Dr. Ben's Bragdon, Pan Pastels and non oil based ground up artist chalks are all good choices.

The various types of tools that Bill uses for distressing the structure and/or paint include #11 Exacto blades, dental tools, wire brushes, Zona saws and coarse sand paper/emery boards to bring out the wood grain.

Bill explained the methods he uses to create peeling paint by using a base stain/paint. Then applying rubber cement with your finger. Apply the outer paint coating and using masking tape to lift off the paint that covering the rubber cement.

To create chipping paint, Bill starts with a base color and adds fine and/or coarse salt after the paint is dry. You then apply a coat of inexpensive hair spray. Next comes a top coat of your final acrylic color and then use a stiff brush to remove the salt and paint.

Thanks Bill for a very informative presentation!



[Click Here to Return to the Table of Contents](#)

Learn Something New



September 16th 3:00 PM - 5:00PM	Presentation Model and prototype photographs <i>Presented by Keith Osojnak and Schon Norris</i> Keith and Schon will share some railroad photography with us. Keith's emphasis will be on Thailand's railroads, Schon will present model and prototype photographs.
--	--

October 21st 3:00 PM - 5:00PM	Presentation Prototype Rehab. and Reuse <i>Presented by Steve Moore</i> A 43 min. video from the History Channel showing how the real railroads scrap, rehab, and reuse cars, engines, and materials into "better than new", or made into something entirely different.
--	--

November 18th 3:00 PM - 5:00PM	Presentation Building Roads and Parking Lots <i>Presented by Rick Luther</i> Learn how to create roads and parking lots by using craft foam sheets from the your craft store. A simple and easy method of adding detail to your layout without plaster or other "wet" ingredients.
---	---

[Click Here to Return to the Table of Contents](#)

Division Operations Group News




Layout availability has been a problem. We hope to get rolling again this fall. If you have a layout that you would like to see "ransacked" by a bunch of crazy fun loving people, please let me know. This group is especially good at "breaking" in new layouts!

Jack Chase
 Crew Chief -- DOGs
 Northern Utah Division of the NMRA
 Proud Host of the 2019 National NMRA Convention & Train Show

[Click Here to Return to the Table of Contents](#)

Achievement Program




37th National Narrow Gauge Convention in Denver 2017

Let me first explain I have been to one NMRA National Convention and two National Narrow Gauge Conventions in the past - over 11 years ago since the last one. I am still amazed that there is no formal organization that "runs" anything for the NNGC. Just a group of people who bid to have it in their area. This year there was a 1,960 in attendance (includes attendees, spouses, vendors and others.) Incredibly, 9 people have attended all 37! I met people (some I already knew) who came from Australia, Japan and Germany. From what I could tell, there were 7 from Utah. Three entered the contest and we got 5 awards! Not bad from our small little group!

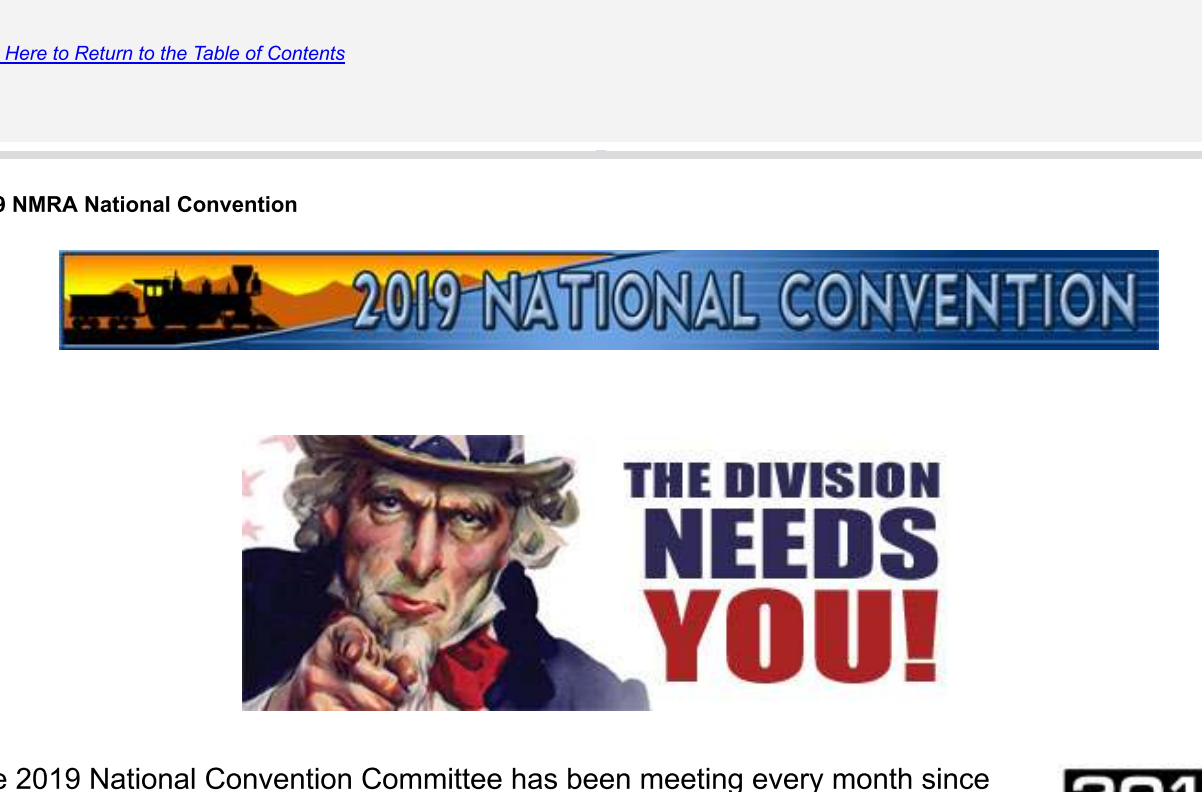
All of the "tours" were self-guided. That meant you either used mass transport, your own or rental car or found a ride. I rented a car and put on 550 miles going to 22 layouts. On one day I had a passenger who called me because I put my name on the ride board. I made a new friend from Kansas City and had good time. The modules at the hotel and the layouts I visited were all very well done! The contest room models were incredible - I wanted to vote for every one of them! I also was able to visit the Colorado Model Railroad Museum in Greeley. It was recently insured for 2 million dollars!



I was able to attend a number of clinics as well. I am at the stage where I need to do scenery and I learned (or was reminded) of several things that will help me. I also attended a hands-on clinic with a material I have not used before: Balsa-Foam. At first I was just going to observe but I am glad I joined in. It gave me a chance to see if I want to explore using the material more and I do! Seen below is my sample piece. It is easy to carve and has no memory like other foams. I carved different "styles" trying to achieve numerous effects. It takes colors well but there is a certain trick to doing it well. I like how each of the five techniques turned out and I already have a project in mind for it.



It was a great event, I learned some new things and spread the word about the NMRA National Convention in Salt Lake City in 2019. It was a very positive experience and successful time! I am including this recap as my article for the AP Column because the entire event is what the AP Program is all about. Sharing our experiences and talents helps us all become better modelers. I met old friends, some I had never met in person, and became friends with new people. The AP is not a destination but a journey. Learning new things and helping each other we can enjoy the journey together!



Jim Wanlass, MMR #585
 AP Chairman
ap@northernutahnmra.org
[Click Here to Return to the Table of Contents](#)

Intermountain Train Expo



November 11th & 12th, 2017
 South Towne Expo Center - 9575 State Street Sandy, Utah
 Show hours: Saturday 9 AM to 5 PM, Sunday 9 AM to 4 PM

There will be a special category in the contest at the Intermountain Train Expo this year. It is called the Square Foot Challenge. Using a base that is 12" x 12" and a free boxcar shell that I provide at the Division monthly events, you create a scene where the boxcar is used as something other than a railroad car. Below is a picture of one created in the SER's Piedmont Division. It was the winning entry of Norman Lundin's two-story Hobo Hotel.

Be creative and have fun!



Promoting the 2017 Intermountain Train Expo (ITE)

There are many ways that all division members can help to promote the 2017 Intermountain Train Expo. Listed below are just a few ideas that are easy for anyone to do. Let me know if you have any other ideas to promote the Intermountain Train Expo.

Facebook: Facebook has become a great way for people to promote events and let family and friends know about fun things to do in the area. Below are three easy steps that you can do to help.

1. Like the Facebook page: <https://www.facebook.com/intermountaintrainexpo/>
2. Click "GOING" to 2017 Intermountain Train Expo Facebook Event <https://www.facebook.com/events/1218627368187128>
3. Invite your Facebook friends to the Facebook Event and share it on your timeline

Online Calendars: Check the online calendars you use to see if the 2017 Intermountain Train Expo is listed. If it isn't, let me know.

Posters: Offer to help put up posters this September at your work, church or other public place.

THANKS!

Cindy Lund
smch200@gmail.com

[Click Here to Return to the Table of Contents](#)

Discovery Gateway Train Day

A BIG THANK YOU!!

The following have volunteered to help with Train Day October 7th!

Melinda Watson
 Ashley Watson
 Sierra Watson
 Trevor Stevens

We need just three more to volunteer. We have scaled back our Division needs there to just the demolition derby, the loop, and the Discovery Gateway's layout. We need three volunteers to each feature that layout in the next few months. We will have a booth at the 2017 convention in Orlando promoting the 2019 Convention. We are now looking for a volunteer to assist at the 2019 convention. These volunteers will be needed to help with various activities during the convention. They will help with pre-registration, registration, tours helpers, setting up clinics, directing people to various activities, the silent auction and general help for whatever is needed. If you are interested please sign-up at our monthly event or at the link below.

<http://goo.gl/forms/cskVYd8lRd>

Our convention members that went out to Orlando had a good time and learned a little bit more about hosting a National Convention. The software we are using to register people has a cool feature that shows where people live who have registered. It's fun to see and interesting that more people are closer to Orlando than other parts of the United States (like the North West.) We had a good number sign up while in Orlando and have now started getting registrations from others after the convention has ended.

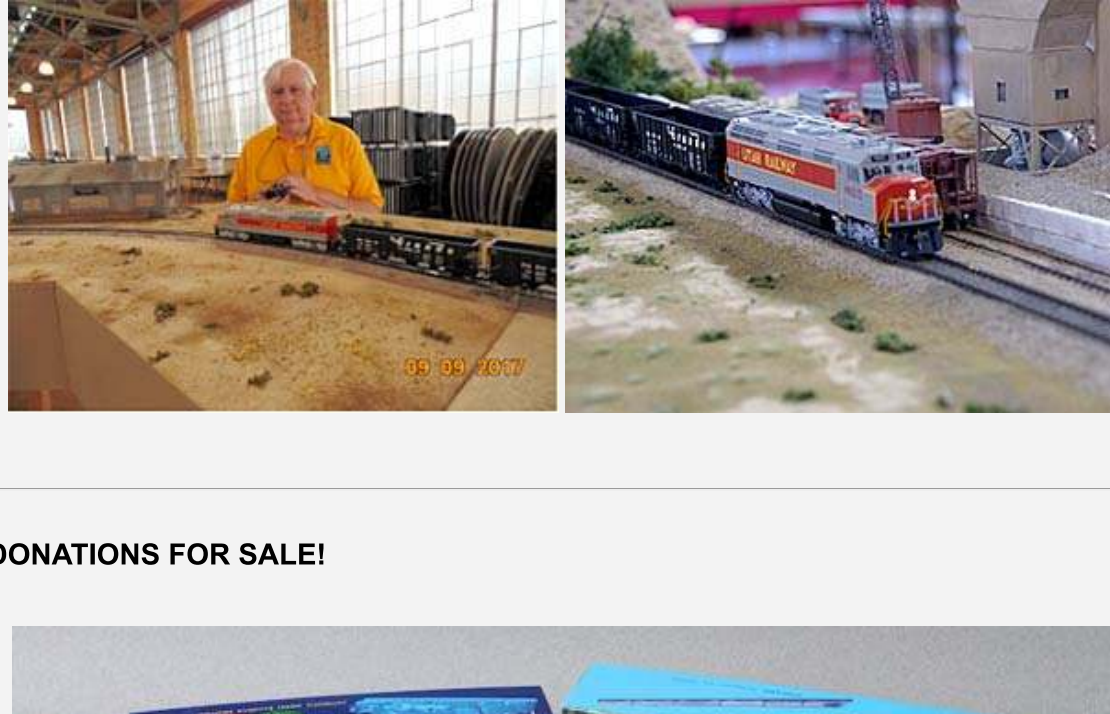
Registrants by Location

Alan Anderson
 2019 Conventio Chairman
nmra2019slc@outlook.com
[Click Here to Return to the Table of Contents](#)

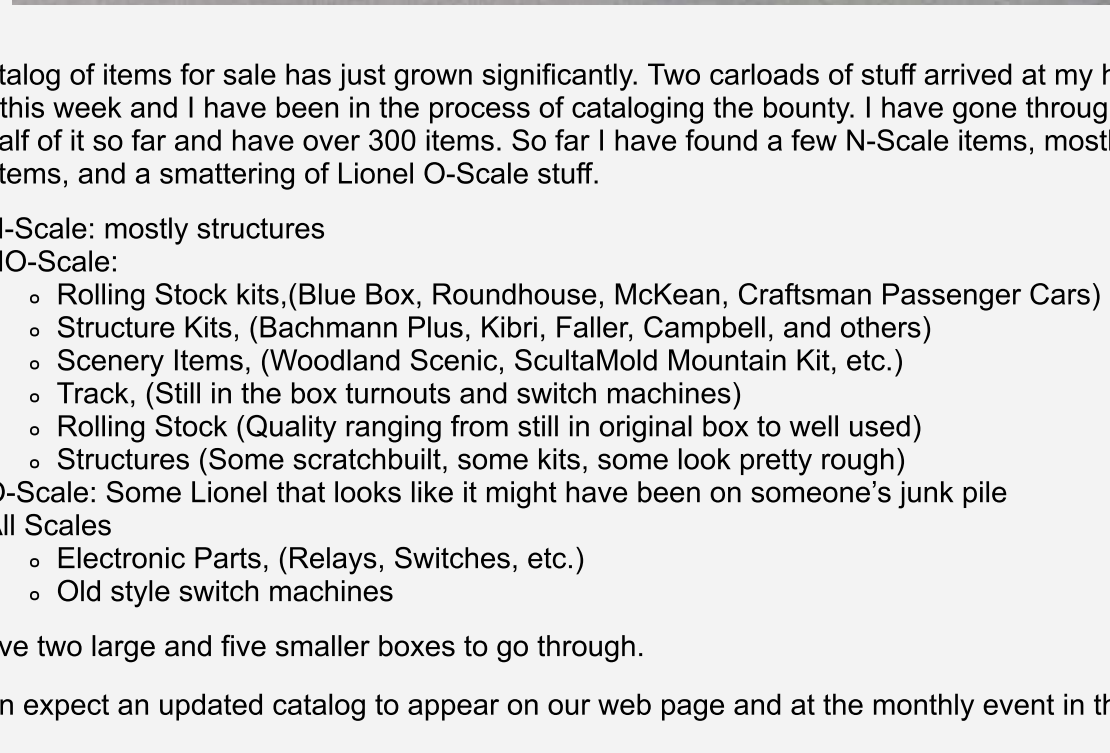
Division News Items

This past weekend, 9 & 10 September, the Mountain States Free-Mo group hosted the MS-RPM (Mountain States Railway Prototype Modelers meet in the machine shop at the Evanston, Wyoming Roundhouse.

In addition to a couple of vendors, exhibitors, and informative and interesting clinics, they had one giant Free-Mo layout that took up about 75% of the available space. To use someone else's quote, "it was yoooge!" Not only did they have many modules from local owners, they had modules from Nebraska, California, and British Columbia, to name a few.



NEW DONATIONS FOR SALE!



Our catalog of items for sale has just grown significantly. Two carloads of stuff arrived at my house earlier this week and I have been in the process of cataloging the bounty. I have gone through not quite half of it so far and have over 300 items. So far I have found a few N-Scale items, mostly HO-Scale items, and a smattering of Lionel O-Scale stuff.

- N-Scale: mostly structures
- HO-Scale:
 - Rolling Stock kits, (Blue Box, Roundhouse, McKean, Craftsman Passenger Cars)
 - Structure Kits, (Bachmann Plus, Kibri, Rell, Campbell, and others)
 - Scenery Items, (Woodland Scenic, ScultraMold Mountain Kit, etc.)
 - Track, (Still in the box turnouts and switch machines)
 - Rolling Stock (Quality ranging from still in original box to well used)
 - Structures (Some scratchbuilt, some kits, some look pretty rough)
- O-Scale: Some Lionel that looks like it might have been on someone's junk pile
- All Scales
 - Electronic Parts, (Relays, Switches, etc.)
 - Old style switch machines

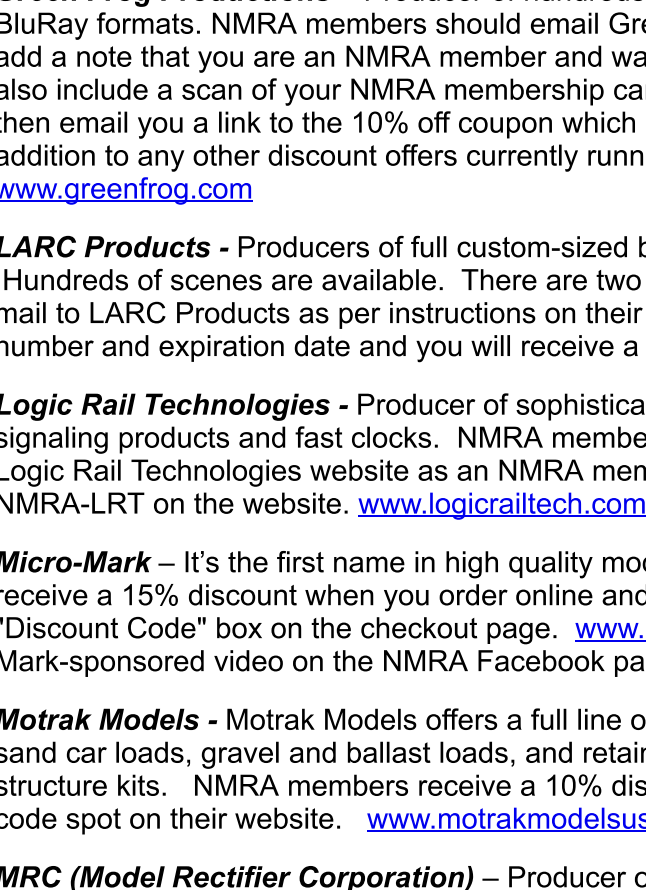
Still have two large and five smaller boxes to go through.

You can expect an updated catalog to appear on our web page and at the monthly event in the near future.

DIVISION & CONVENTION SHIRTS



As noted in previous Promontory Posts, several of us have ordered Division and/or Convention shirts. There are now four unclaimed shirts-- two 2XL Division shirts and one each XL and 2XL Convention shirts -- \$27.00 for the Division Shirts and \$22.00 for convention shirts. (Why the price difference? Division shirts have a pocket. Convention shirts do not.)



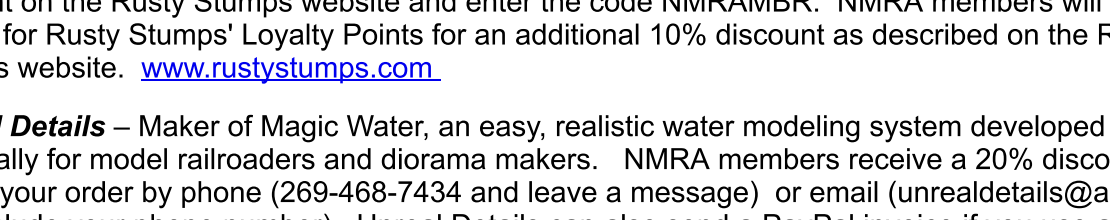
A DCC & DC test track will be available. The Hostler Club is not responsible for the authenticity or condition of any item(s) sold by sellers.

Sellers may start setting up at 8:15 AM but must not start selling until doors open to the public at 9:00 AM. Sellers must register on entry and pay a fee of \$5.00 per table, cash or check only. No Credit Cards. Tables and chairs furnished to sellers. Maximum of 40 selling tables, so come early and join the fun. No sharing or subletting of selling tables.

For more information call Mike Murphy at 801-394-4952 or mmurphy@ucom

[Click Here to Return to the Table of Contents](#)

NMRA Discount Program



Introducing the NMRA Partnership Program

Starting now, NMRA members get discounts from our partner manufacturers! Your leadership team has been working with model railroad manufacturers of all scales to bring you substantial discounts when you order from them. Now we're ready to unveil the first of our partners!

This list will keep growing and growing, so check our website in the "Members Only" section at <https://www.nmra.org/members/partnership-program> every month for the newest manufacturers to be added, and for the newest discount codes. Discount codes will change monthly, so check back often!

Our current NMRA Partners:

CatzPaw Innovations – This company designs and 3D prints scale model accessories in virtually any material for model railroads and other hobbies. NMRA members receive a 10% discount on all items not already on sale. You first need to establish an account on the CatzPaw website and identify yourself as an NMRA member by entering the discount code NMRA0817 in the Identification Number field on the address page. Please allow 24 hours for CatzPaw to process your information. Then when you login to place your order the discount will automatically be applied. www.catzpaw.com

Green Frog Productions – Producer of hundreds of prototype railroading videos in both DVD and Blu-Ray formats. NMRA members should email Green Frog at greenfrogproduct@bellsouth.net and add a note that you are an NMRA member and want to take advantage of the coupon. You should also include a scan of your NMRA membership card showing the expiration date. The coupon is valid for 10% off the 10% off coupon which can be used on their website. Green Frog will then email you a link to the 10% off coupon which can be used on their website. In addition to any other discount offers currently running. There is no minimum order. www.greenfrog.com

LARC Products – Producers of full custom-sized backdrop graphics and railroad graphics CDs. Hundreds of scenes are available. There are two ways to order: by US Mail or by sending an e-mail to LARC Products as per instructions on their website. Simply include your NMRA membership number and expiration date and you will receive a 10% discount. www.larcproducts.com/

Logic Rail Technologies – Producer of sophisticated electronics for model railroads, including signaling products and fast clocks. NMRA members get a 10% discount once they register on the Logic Rail Technologies website as an NMRA member and submits proper identification. Enter code NMRA-LRT on the website. www.logicrailtech.com

Micro-Mark – It's the first name in high quality modeling tools and accessories. NMRA members receive a 15% discount when you order online and enter code NMRA in the "Coupon Code" or "Discount Code" box on the checkout page. www.micromark.com. Be sure to check out our Micro-Mark-sponsored video on the NMRA Facebook page.

Motrak Models – Motrak Models offers a full line of hydrocal- and resin-based HO-scale coal and sand car loads, gravel and ballast loads, and retaining walls and bridges, as well as laser-cut structure kits. NMRA members receive a 10% discount by entering NMRA2017 in the discount code spot on their website. www.motrakmodelsusa.com

MRC (Model Rectifier Corporation) – Producer of Prodigy DCC systems, as well as train controls and sound systems, plastic model kits, locomotives, and rolling stock. NMRA members receive a 25% discount on their Light Genie. Once you register on the MRC website, enter code NMRA17-25 in the "Coupon Code" portion of the checkout screen. www.modelrectifier.com

RR-CirKits – Manufacturer of unique model railroading electronic circuits, including Loco Buffer (a USB interface with Digitrax's LocoNet), and MotorMan (a driver for turnout motorization system). All NMRA members receive a XX% discount. Just supply your NMRA membership number and expiration date on the order form in the area provided. <http://www.rr-cirkits.com/>

Rusty Stumps – Need details or craftsman kits for your layout? Rusty Stumps produces hundreds of them in HO, O, and S scales. NMRA members receive a 10% discount once they create an account on the Rusty Stumps website and enter the code NMRAMBR. NMRA members will also qualify for Rusty Stumps' Loyalty Points for an additional 10% discount as described on the Rusty Stumps website. www.rustystumps.com

Unreal Details – Maker of Magic Water, an easy, realistic water modeling system developed especially for model railroaders and diorama makers. NMRA members receive a 20% discount. Place your order by phone (269-468-7434 and leave a message) or email (unrealdetails@aol.com) and include your phone number. Unreal Details can also send a PayPal invoice if you use a credit card and aren't a PayPal member. Mention code 041401 in your message to receive the discount. www.unrealdetails.com

We're signing up new Partners all the time, so check our webpage often! Before you order, check <https://www.nmra.org/members/partnership-program> for the latest discount codes! If you encounter any problems while ordering, please contact the Partner -- not the NMRA -- to resolve the problem!

[Click Here to Return to the Table of Contents](#)

The Construction Crew



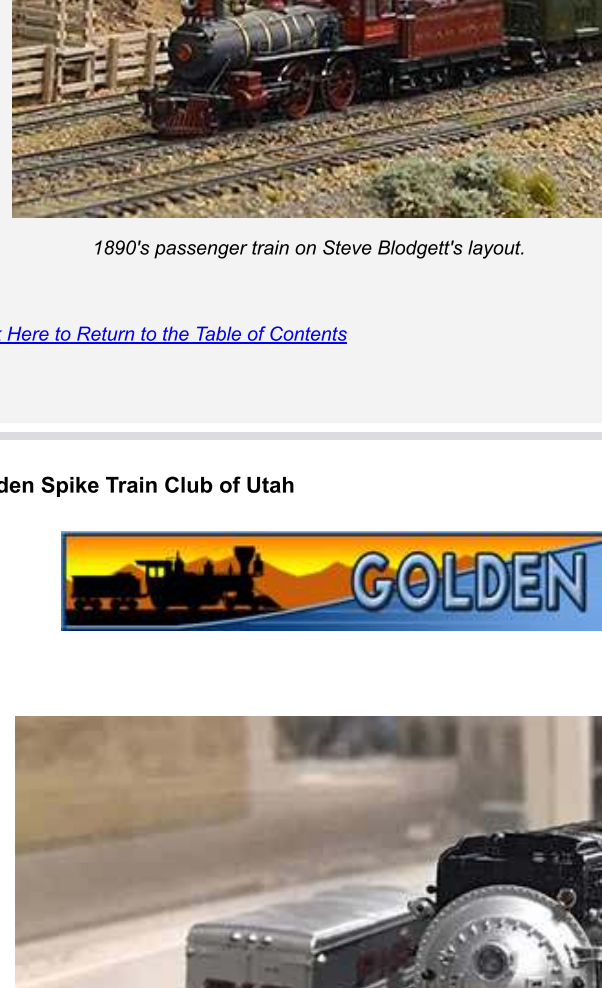
Construction Crew Report:

The Northern Utah Division Construction Crew is an outgrowth of the project to refurbish the layout at the Discovery Gateway Children's Museum. A core of us realized, when that project approached completion, that we very much enjoyed the process of planning, building, and finishing the layout. Soon after completion, we went looking for opportunities to keep the good times rolling and decided to help each other with our own on-going layout projects.

This past month has been a busy time for the Northern Utah Division Construction Crew (composed of Blaine Holbrook, Dave Hoffman, Keith Osojnak, and Geoff Carter). August 23 saw the entire crew at Geoff Carter's doing more rock face carvings. While Dave and Keith mixed up the secret recipe of hydrocal and sand, Geoff and Blaine applied the mix to the layout and proceeded to carve rock faces. Blaine's rocks looked a whole lot better than Geoff's.

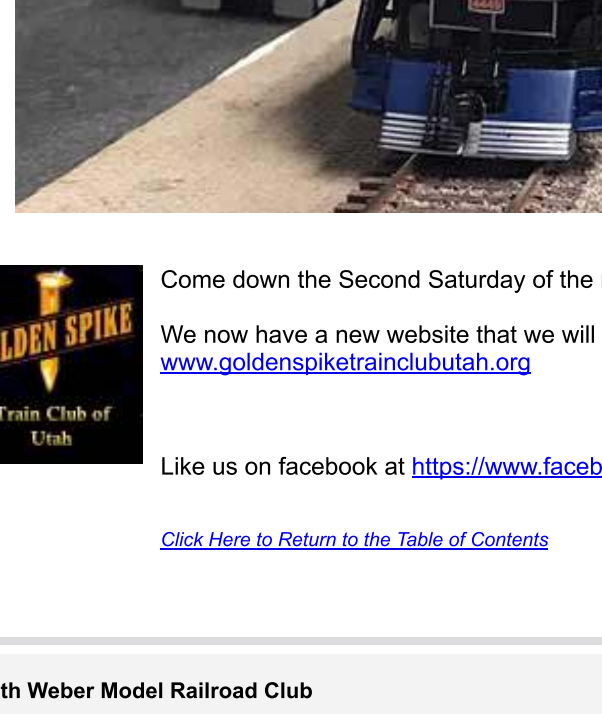
On Aug 30, the entire crew was over at Blaine's working on track laying and wiring. We got the last bit of track laid that now allows Blaine to run trains around the entire layout. We almost got it all wired before it was quitting time. Blaine reports that he finished up the wiring after we had gone and successfully ran a train the entire length of his layout.

This last week, the crew sans Keith (who was out of town) went back to Geoff's and did some more rock carving. Some in new areas where Blaine experimented with a different type of rock mold and some previously 'done' areas that needed a little help in making the rock faces look more realistic. It is, after all, a learning experience for most of us.



Dave & Blaine

Blaine is applying rock mold



I don't know, will Geoff like this?

[Click Here to Return to the Table of Contents](#)

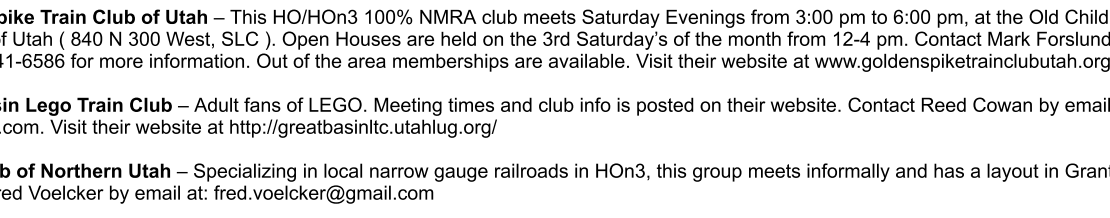
Eagle Service Project




"For my eagle project I am making track for a park in Saratoga Springs called Shay Park. Utah Live Steamers, a train group in Utah, currently have a small train track loop. I am planning to make enough track to more than double that loop. The head of Utah Live Steamers, Mike Hansen, is the only one at the moment making the track. It takes him 1 hour to build 1 twenty-foot piece of track, and we need to build around 600 more feet. That means if Mike had to do it by himself, it would take him around 40 hours to build it all. So I have decided, as my eagle project, I will be building 600 feet of track for Shay Park. I am also looking for donations of screws and wood, or even money to buy the materials needed. Any donations will be helpful."
-Jackson Wanlass

A little more info: Rides are currently given to the public one Saturday a month and around 400 rides are given on these days. On opening day there were around 2,000. The city of Saratoga Springs has built a beautiful park but it is up to the club to build, install and maintain the track for the train rides. By adding the second loop the rides will be longer and more interesting, going to the other side of the park and under a bridge. Organizing and leading volunteers to complete this project, it will help the club and more importantly the community, by having a place they can have fun visiting as a family. Many parents (and grandparents) have had a great time riding the train with their kids at Shay Park and he will help make the experience even better! Shay Park is located in Saratoga Springs at 358 Aspen Hills Blvd. From Redwood Road, head west on Aspen Hill Blvd, which is just north of the Saratoga Springs Walmart. Continue on this road until you reach the park!

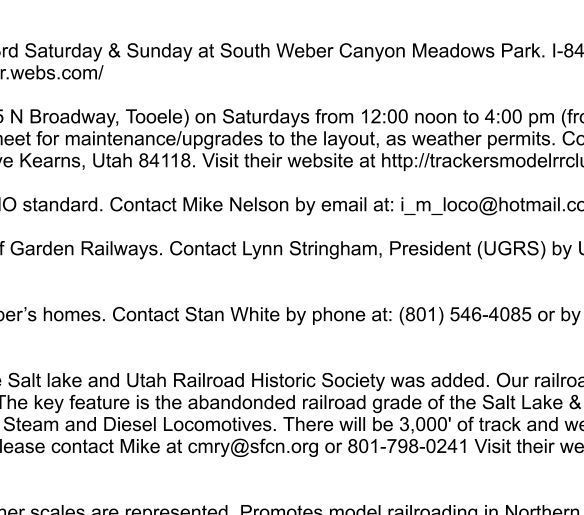
If you wish to donate materials or money for materials contact me at jim@wanlass.com -- you can also PayPal donations to that email address with a note for it to be used for Shay Park. If you want a tax donation receipt let me know and the club will send it to you. He will also be organizing build sessions probably the 4th and 5th Fridays & Saturdays of September (22, 23, 29 & 30) so if you want to be involved with that let me know and I will have him contact you.



This picture was taken on the first day of public rides where an estimated 2,000 people rode! The red line is the current track and the green is the new additional loop to be completed.



Kids, young and old, enjoy riding the train!



Around 400 feet of track is already built for the second loop. Another 600 feet is proposed to be built to complete the second loop. This picture shows the 20' track panels that are ready to be moved to the park and installed.

[Click Here to Return to the Table of Contents](#)

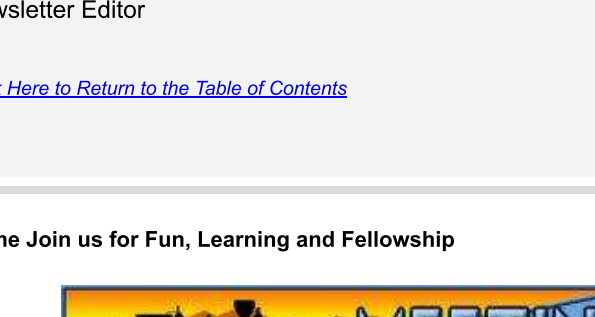
Photo Run By



A Shay working the grade on Ron Lidy's layout.



An RDC station stop on Lee Witten's layout.



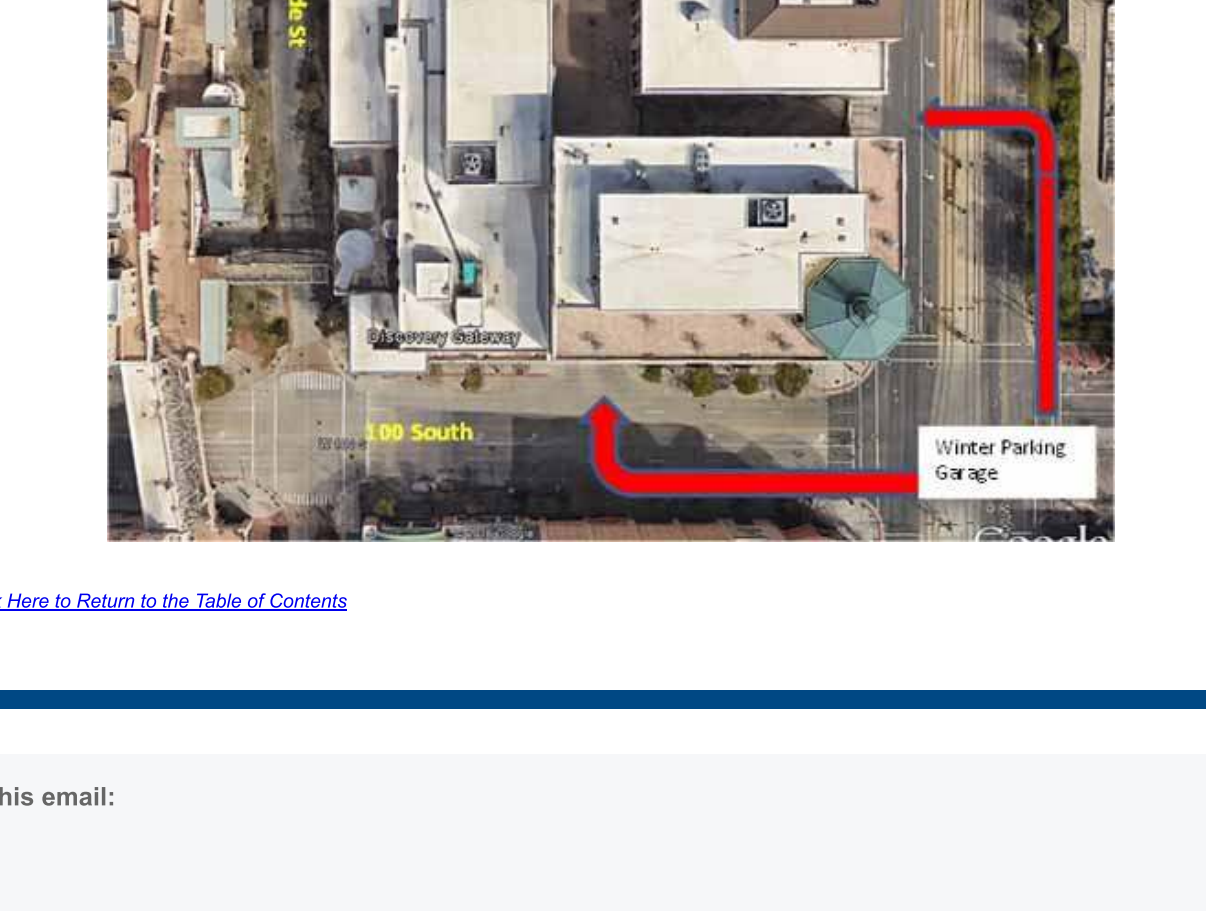
1890's passenger train on Steve Blodgett's layout.



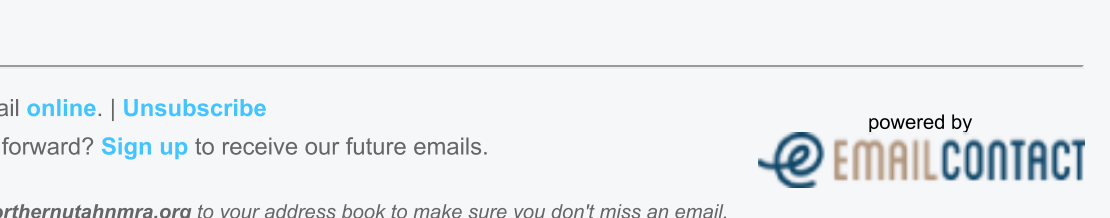
Carson Hestrop look this photo at the Mountain States Fre-no layout at the recent Mountain States RPM.

[Click Here to Return to the Table of Contents](#)

Golden Spike Train Club of Utah



The Club Car



The Northern Utah Division is home to many outstanding modeling clubs, in every scale from Z to Live Steam. You are sure to find at least one of them that will meet your needs, so drop them a line and join the fun! If you have a railroad modeling club in the state of Utah, we would be happy to include your information here. Just send us the name of your club, the scales you support in your club, and friend prospective members may contact your club.

Color Country Model Railroad Club – This multi-scale club is located in the Southern Utah Division in St. George, Utah. Contact Dave Merrill by email at: professordevemerrill@gmail.com. Visit their website at <http://colorcountrytrains.org/sjd/>

Color Country T-Trak Club – This N Scale club, located in the Southern Utah Division in St. George, Utah, uses the T-Trak modular system. Contact the club by email at: ColorCountryTTrak@gmail.com. Visit their website at <http://www.cctc.info>

Golden Spike Train Club of Utah – This N Scale club meets the first Friday of each month at various club member homes. Their newsletter contains the time and place. Call Jim Buckley by phone at: (801) 225-1921 or by email at: jamesbuckley7@gmail.com. Visit their website at <http://www.gsctc.com/about.htm>

Golden Spike Train Club of Utah – This HO/HO3 club meets the 3rd Saturday Evenings from 3:00 pm to 6:00 pm, at the Old Children's Museum in Utah (840 N 300 West, SLC). Open Houses are held on the 3rd Saturdays of the month from 12-4 pm. Contact Mark Forslund by phone at (801) 641-6366 for more information. Out of the area memberships are available. Visit their website at <http://rockiesmodelclub.org/>

Great Basin Lego Train Club – Adult fans of LEGO. Meeting times and club info is posted on their website. Contact Reed Cowan by email at: glbc@gsctc.com. Visit their website at <http://greatbasinlco.trainclub.org/>

HO3 Club of Northern Utah – Specializing in local narrow gauge railroads in HO3, this group meets informally and has a layout in Grantsville. Contact Fred Voelcker by email at: fred.voelcker@gmail.com

Hostlers Model Railroad Club – This Multi-scale club, including live steam, meets the 3rd Wednesday of every month at Ogden's historic Union Station. Contact Mike Murphy by USPS mail at: 752 W 4375 South, Riverdale, UT 84405 or by phone at (801) 394-4952. Visit their website at <http://hostlers.org>

O Scale Guys – An O and On3 scale club. Contact Alan Badham by phone at: (801) 975-0367.

Ogden, Tritic and Western – This 100% NMRA club models in HO and N and meets at the SCGER Theater Boardroom (745 South State Street, Ogden) at 7:00 pm on the 3rd Thursday of every month. Contact Larry Carter by email at: larrycarter198m.com or by phone at (801) 446-8161 Visit their website at <http://www.otwtrainclub.org>

Railway & Locomotive Historical Society (Golden Spike Chapter) – An historically oriented group of researchers and preservationists, the Golden Spike chapter of the R&LHS meets at Ogden Station and is presently in the midst of a 20+ year restoration project of the D&RGW #223. Visit their website at <http://www.railsociety.org>

South Weber Model Railroad Club – This 1-1/2" club runs trains every 3rd Saturday & Sunday at South Weber Canyon Meadows Park. 1-84 east #85, two blocks south, two blocks east. Visit their website at <http://southweberrr.webs.com/>

Trackers – This HO/HO3 club meets at the Tooele Railroad Museum (38 N Broadway, Tooele) on Saturdays from 12:00 noon to 4:00 pm (from Memorial Day to Labor Day). During the off-season, club members may meet for maintenance/upgrades to the layout, as weather permits. Contact Cindy Meier by phone at: (801) 966-7411 or by mail at: 512 Crockett Drive Kearns, Utah 84115. Visit their website at <http://trackersmodelclub.org/>

Utah Free-Mo – A traveling HO Modular group conforming to the Free-MO standard. Contact Mike Nelson by email at: l_m_joc@hottmail.com

Utah Garden Railway Society – A "G scale" group dedicated to the art of Garden Railways. Contact Lynn Stringham, President (UGRS) by USPS mail at: 444 S 4100 West, Layton, UT 84040

Utah Large Scale Society – A G scale group that meets in various member's homes. Contact Stan White by phone at: (801) 546-4085 or by USPS mail at: 620 N 1550 East, Layton, UT 84040

Utah Live Steamers – Formed in 2007 and in May of 2014 the name The Salt Lake and Utah Railroad Historic Society was added. Our railroad will be located in Saratoga Springs – Shay Park. Our track gauge will be 7.5" and 1 1/8" scale Live Steam and Diesel Locomotives. There will be 3,000' of track and we plan to have trains operating by summer-fall 2016. Anyone who wishes to help, please contact Mike at cmn@live.org or 801-798-6241 Visit their website at <http://livevs.org/>

Utah Train Collectors Association – Primarily 3-rail O gauge, though other scales are represented. Promotes model railroading in Northern Utah. Meets the 1st Thursday of each month. Contact Kent Silver (Club President) by email at: webmaster@utahca.com. Visit their website at <http://utahca.com/default.htm>

Wasatch N Scale Model Railroad Club – For contact info visit their website at wasatchnscalr.club

Wasatch Z Scale Model Railroad Club – Currently reorganizing. Interested parties may send email to: superintendent@nmrawasatch.org

[Click Here to Return to the Table of Contents](#)

Division Officers and Volunteers

Northern Utah Division Officers		
Superintendent:		Jack Chase
Assistant Superintendent:		Fred Baney
Treasurer:		
Board of Director:		Jim Wanlass
Board of Director:		Steve Moore
Board of Director:		Geoff Carter
Board of Director:		Blaine Holbrook

Committee Positions		
Advertising/Marketing:		Steve Moore
Convention Chairman:		Alan Anderson
Achievement Program:		Jim Wanlass
Division Operations Group (DOG's):		Jack Chase
Presentation & Workshop Coordinator:		
Layout Tours:		Paul Ludwig
Division Librarian		Robert Arnesen
Secretary		Carolyn Chase
Newsletter Editor		Rick Luther


[Click Here to Return to the Table of Contents](#)

Come Join us for Fun, Learning and Fellowship

Utah's center for model railroading excellence!
Join us every third Saturday at the
Discovery Gateway Children's Museum
at the Gateway Shopping Center
444 West 100 South, Salt Lake City
from 3:00 PM to 5:00 PM

[Click Here to Return to the Table of Contents](#)

Share this email:



Northern Utah Division of NMRA
Discovery Gateway Children 444 West 100 South
Salt Lake City, Utah 84101
www.northernutahnrmra.org



View this email [online](#). | [Unsubscribe](#)
Got this as a forward? [Sign up](#) to receive our future emails.

powered by
EMAILCONTACT

Add editor@northernutahnrmra.org to your address book to make sure you don't miss an email.